


CIRCA
1968

50TH ANNIVERSARY CATALOG 2018




A REMARKABLE
HISTORY

50

CELEBRATING 50 YEARS
OF CARGO CONTROL
EXCELLENCE



A DYNAMIC
FUTURE



2018
AND BEYOND

BETTER CARGO SECUREMENT – GREATER CARGO CAPACITY – FASTER CARGO ACCESS



Letter from the President

As Kinedyne North America reaches this momentous 50-year milestone in our corporate history, we pause and reflect on our five decades of accomplishments and service to the commercial vehicle, military and other industries we support.

The events chronicled in the following pages show Kinedyne's progression throughout the last 50 years. Kinedyne has set the pace with innovative products that have helped the industries we serve become safer while making it possible to achieve higher levels of overall supply chain productivity through better cargo securement, greater cargo capacity and faster cargo access.

Today, as e-commerce exerts new pressures on manufacturers, shippers and logistics professionals alike, Kinedyne continues to lead the way as "The Cargo Control People."™ Introducing new technologies that provide better cargo securement, greater cargo capacity and faster cargo access, Kinedyne is helping companies control their cargo and their profits from the first moment to the last mile of the delivery process.

On behalf of Kinedyne, I want to thank our end-users, distributors, stakeholders, staff and suppliers as we move into a dynamic future of cargo management technology together.

As our remarkable history demonstrates, Kinedyne remains committed and uniquely qualified to lead the industry in whatever challenges we will face together in the next 50 years.

Dan Schlotterbeck

Dan Schlotterbeck
President, Kinedyne North America

ACCESS



Mission, Vision and Values

Our Mission

To provide our customers in the transportation industries with premier cargo control products through our commitment to responsive design, quality manufacturing and superior support.

Our Vision

To be the global leader of safe and innovative cargo control products.

Our Values "CARGO"

- Character:** Trust, Integrity, Safety, Service
- Achievement:** Design, Produce and Support Quality and Excellence
- Respect:** Ourselves, Our Product, Our Business Partners
- Goals:** Meet or Exceed and Create New Ones
- One:** Company, Philosophy, Team

CAPACITY

A REMARKABLE HISTORY

1968-1977

It was 1968, just a year before the first man would set foot on the moon, and the American Aluminum Company formed a small subsidiary to pursue business opportunities in the cargo control market. The new business entity, founded by Jim Klausmann, was called Kinedyne Corporation, the name "Kinedyne" being derived from the words "kinetics" and "dynamics".

Our fledgling company swiftly built a reputation for quality and service, gaining attention and creating a following within the North American trucking industry. Kinedyne's rapid advancement throughout the mid and late '70s enabled us to add new manufacturing and distribution facilities in Prattville, Alabama in the United States and to partner with Suburban Metals in Toronto, Ontario in Canada, which became Kinedyne Canada Limited.



Load securement regulations and technology were a little more basic in the early years.

In 1968, Kinedyne was excited about the opportunities it saw within the field of cargo control for the North American trucking industry.

1978-1987

At the close of the '70s we were celebrating a very successful first 10 years in business. Kinedyne spun off from its parent in the early '80s. In an effort to expand our presence in both the Midwest and South-west United States, Kinedyne opened new distribution and sales offices in both Des Moines, Iowa and Dallas, Texas.



The strategic acquisition and integration of Shelton Binder Company in 1986 added new West Coast sales and distribution facilities in Shelton, Washington and Rancho Cucamonga, California. The 1986 addition of the new winch and webbing manufacturing facilities in Prattville made Kinedyne the first and only North American cargo securement company to manufacture its own webbing.

1988-1997

In the late '80s, we hit our 20-year mark, and with the acquisition of the cargo division of Aeroquip Corporation, we nearly doubled our sales revenues and employees. In 1990, Kinedyne broke ground on our new manufacturing, distribution and sales facility in Lawrence, Kansas, allowing us to merge our Des Moines and Dallas locations into the expanded Kansas facility.

In the decade to come, Kinedyne embarked upon the development of proprietary manufacturing technologies that helped us win large military contracts. We next acquired the cargo division of Donovan Enterprises, and later introduced our innovative Kaptive Beam Double Decking System to the marketplace. Our company had now begun to establish its presence across the entire Western Hemisphere, with the formation of Kinedyne Canada Limited, Sistemas Kinedyne, S.A. de C.V. in Mexico and Kinedyne South America in Buenos Aires, Argentina.



A letter from our founder, circa 1989.

Central historic image from Chicago Sun-Times, October 29, 1969 © 1969 Sun-Times Media. All rights reserved. Used by permission and protected by the Copyright Laws of the United States. The printing, copying, redistribution, or retransmission of this content without express written permission is prohibited.

Kinedyne presents our new mission, vision and values statements.



1998-2007

In addition to our 30th anniversary, we were celebrating the growth reflected in our four domestic and three international facilities with record-setting revenue and employment levels.

As the decade began to unfold, we enhanced our on-line presence at kinedyne.com. In 2002, Kinedyne was the proud recipient of *Heavy Duty Trucking Magazine's* Nifty Fifty Innovation Award for our Rhino Web product line. During this time period, the Rancho Cucamonga facility relocated to Reno, Nevada to better serve our West Coast customers.

With the continued flattening of the global economy, Kinedyne's pioneering spirit led the industry when, in 2006, we opened our first Asian facility in Kunshan, China to manufacture webbing and web strap assemblies.

2008-2017

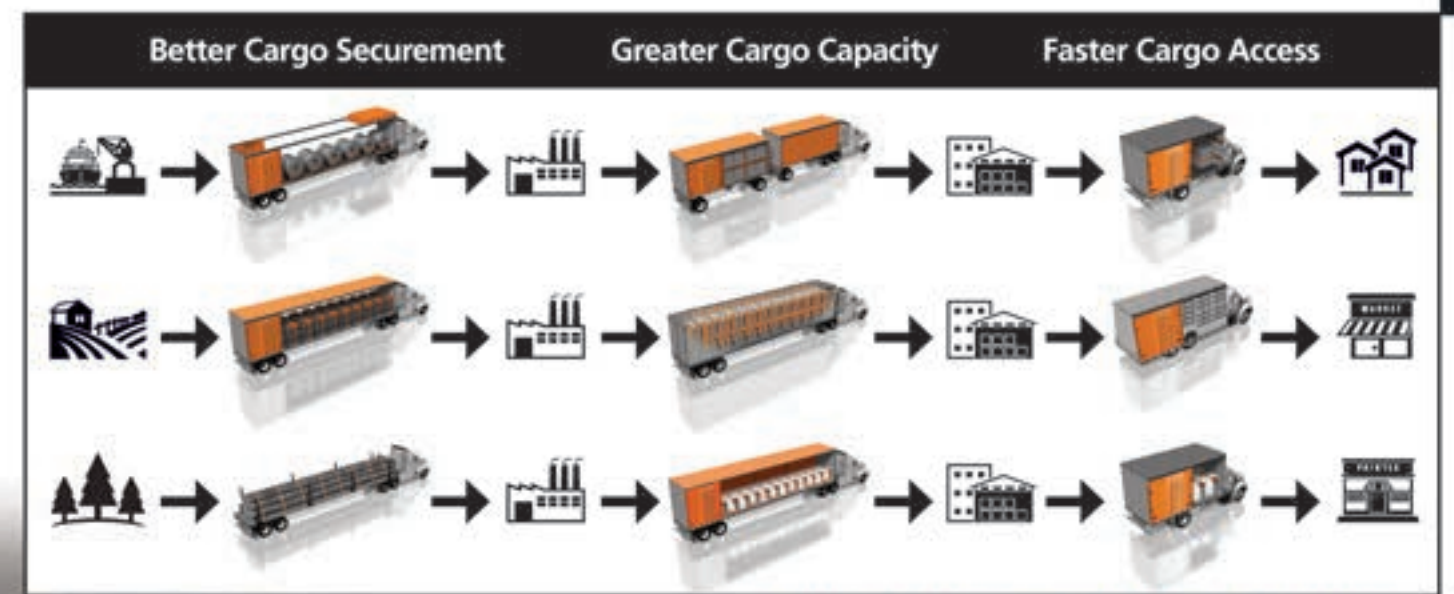
Kinedyne celebrated its 40th anniversary in the midst of a global recession but, with facilities in four different countries and a worldwide workforce of more than 500, our company wasn't about to slow its momentum. Kinedyne outgrew the Kunshan, China facility. In 2009, we announced the establishment of a wholly-owned subsidiary, Nantong Kinedyne Limited, in Nantong, China and that our vertically integrated manufacturing facility there was fully operational.

In 2013 and 2014, Kinedyne and its affiliates were acquired by The Heico Companies, LLC, making Heico the dominant cargo securement supplier to the Western Hemisphere.

In 2015, Kinedyne consolidated the Lawrence and Prattville locations, again expanding the Prattville facility, to house customer service, quality, engineering and the growing government business.

In 2016, Kinedyne expanded its leadership role as "The Cargo Control *People!*" with the introduction of our revolutionary new Kin-Slider and Kin-Sider curtain-side cargo access systems. In 2017, our company introduced the first load-rated curtain-side system in North America, as well as a new aerial access sliding roof system.

In 2017, Kinedyne LLC announced its national certification as a Women's Business Enterprise.



We've developed award-winning technologies that help supply chains control cargo as it transitions from raw materials to the customer through the last mile.

2018 AND BEYOND

As the end of the first 20 years of the 21st century nears, the advent of e-commerce, transporting raw materials to manufacturing/processing facilities → finished goods on to warehouses → and finally to their ultimate destination, is becoming more complex and interdependent every day.

Kinedyne's expansion into curtain-side cargo access technology earned us a 2018 Top 20 Products award from *Heavy Duty Trucking Magazine* and is a logical next step in our continuing evolution as "The Cargo Control *People!*" We believe that with Better Cargo Securement – Greater Cargo Capacity – and Faster Cargo Access Technologies, we can make the increasingly complex shipping environment just a little easier for the industry to deal with today and as the future unfolds.

A DYNAMIC

FUTURE



Lettre du président

Alors que Kinedyne North America atteint ce jalon important de 50 ans d'histoire, nous nous arrêtons pour réfléchir sur nos cinquante années de réalisations et de services aux industries des véhicules commerciaux, militaires et autres que nous soutenons.

Les événements relatés dans les pages suivantes montrent la progression de Kinedyne au cours des 50 dernières années. Kinedyne a donné le ton avec des produits novateurs qui ont aidé les industries que nous servons à devenir plus sûres tout en permettant d'accroître la productivité globale de la chaîne d'approvisionnement grâce à un meilleur arrimage des cargaisons, une plus grande capacité de chargement accrue et un accès plus rapide au chargement.

Aujourd'hui, le commerce électronique exerce de nouvelles pressions sur les fabricants, les expéditeurs et les professionnels de la logistique, et Kinedyne continue de paver la voie en tant que « The Cargo Control People™ » (les gens du contrôle des chargements) en lançant de nouvelles technologies qui permettent un meilleur arrimage du chargement, une capacité de chargement et un accès plus rapide. Kinedyne aide les entreprises à contrôler leurs cargaisons et à accroître leurs profits du premier au dernier kilomètre du processus de livraison.

Au nom de Kinedyne, je tiens à remercier les utilisateurs finaux, les distributeurs, les parties prenantes, le personnel et les fournisseurs à mesure que nous nous dirigeons ensemble vers un avenir dynamique de gestion technologique du fret.

Comme le démontre sa remarquable histoire, Kinedyne demeure engagée et exceptionnellement qualifiée pour rester en tête l'industrie, peu importe les défis auxquels nous devons faire face ensemble pour les 50 prochaines années.

Dan Schlotterbeck

Dan Schlotterbeck
Président, Kinedyne North America



Mission, vision et valeurs

Notre mission

Offrir à nos clients de l'industrie du transport des produits de contrôle du fret grâce à notre engagement en matière de conception réactive, de fabrication de qualité et d'assistance supérieures.

Notre vision

Être le chef de file mondial en matière de produits de contrôle du fret sûrs et novateurs.

Nos valeurs

« FRET »

- Caractère :** Confiance, intégrité, sécurité, service
- Réalisation :** Concevoir, produire et soutenir la qualité et l'excellence
- Respect :** Nous-même, nos produits, nos partenaires commerciaux
- Objectifs :** Les atteindre ou les dépasser et en établir de nouveaux
- Un tout :** Entreprise, philosophie, équipe



Carta del Presidente

A medida que Kinedyne de Norteamérica alcanza este trascendental hito de 50 años en nuestra historia corporativa, hacemos una pausa para reflexionar sobre nuestras cinco décadas de logros y de servicio para vehículos comerciales, militares y demás industrias con las que trabajamos.

Los eventos narrados en las siguientes páginas muestran la progresión de Kinedyne a lo largo de los últimos 50 años. Kinedyne ha marcado la pauta con productos innovadores que han ayudado a que las industrias a las que servimos se vuelvan más seguras y puedan alcanzar niveles más altos de productividad en toda la cadena de suministro ofreciendo mayor seguridad para la carga, mayor capacidad de carga y un acceso más rápido a la carga.

Hoy, a medida que el comercio electrónico ejerce nuevas presiones en los fabricantes, transportistas y profesionales de logística, Kinedyne sigue marcando la pauta como "Los expertos en control de carga!" ("The Cargo Control People!™"). Presentamos nuevas tecnologías que proporcionan mayor seguridad para la carga, mayor capacidad de carga y un acceso más rápido a la carga, y ayudamos a las empresas a controlar su carga y sus ganancias de principio a fin a lo largo del proceso de entrega.

En nombre de Kinedyne, quiero agradecer a nuestros usuarios finales, distribuidores, partes interesadas, personal y proveedores a medida que avanzamos juntos hacia un futuro dinámico con tecnología de gestión de cargas.

Como lo demuestra nuestra extraordinaria trayectoria, Kinedyne sigue comprometido y altamente calificado para liderar la industria en los desafíos que enfrentaremos juntos en los próximos 50 años.

Dan Schlotterbeck

Dan Schlotterbeck
Presidente, Kinedyne de Norteamérica



Misión, Visión y Valores

Nuestra Misión

Brindar a nuestros clientes, en la industria de transporte, excelentes productos de control de carga con nuestro compromiso de lograr un diseño innovador, una producción de calidad y una mejor asistencia.

Nuestra Visión

Ser el líder mundial en productos seguros e innovadores para el control de la carga.

Nuestros Valores

"CARGO" (CARGA)

- Character (calidades):** confianza, integridad, seguridad, servicio
- Achievement (logro):** diseñar, producir y apoyar la calidad y la excelencia
- Respect (respeto):** por nosotros mismos, por nuestro producto, por nuestros socios comerciales
- Goals (metas):** cumplir o superar las existentes y establecer nuevas
- One (una):** empresa, una filosofía, un equipo

UNE HISTOIRE REMARQUABLE

1968-1977

En 1968, un an seulement avant que le premier homme ne mette les pieds sur la lune, l'American Aluminum Company a fondé une petite filiale pour saisir les occasions d'affaires sur le marché du contrôle du fret. La nouvelle entité commerciale, fondée par Jim Klausmann, s'appelait Kinedyne Corporation, le nom « Kinedyne » étant dérivé des mots anglais pour « cinétique » et « dynamique ».

Notre jeune entreprise s'est rapidement bâti une réputation en matière de qualité et de service, attirant l'attention et créant une clientèle au sein de l'industrie du camionnage en Amérique du Nord. La progression rapide de Kinedyne au milieu et à la fin des années 1970 nous a permis d'ajouter de nouvelles installations de fabrication et de distribution à Prattville, en Alabama, aux États-Unis, et de nous associer à Suburban Metals à Toronto, en Ontario, au Canada, devenue par la suite Kinedyne Canada Limited.



La réglementation et la technologie en matière d'arrimage du fret étaient un peu plus élémentaires dans les premières années.

En 1968, Kinedyne était enthousiaste à l'idée des possibilités dans le domaine du contrôle du fret pour l'industrie du camionnage en Amérique du Nord.

1978-1987

À la fin des années 1970, nous célébrions les 10 premières années de succès en affaires. Kinedyne s'est détachée de sa société mère au début des années 80. Dans le but d'étendre sa présence dans le Midwest et le Sud-Ouest des États-Unis, Kinedyne a ouvert de nouveaux bureaux de distribution et de vente à Des Moines, en Iowa, et à Dallas, au Texas.

L'acquisition stratégique et l'intégration de Shelton Binder Company en 1986 ont ajouté de nouvelles installations de vente et de distribution sur la côte ouest à Shelton, dans l'état de Washington, et à Rancho Cucamonga, en Californie. L'ajout en 1986 des nouvelles installations de fabrication de treuils et de sangles à Prattville a fait de Kinedyne la première et la seule entreprise nord-américaine d'arrimage du fret à fabriquer ses propres sangles.

1988-1997


À la fin des années 1980, l'entreprise avait atteint son objectif de 20 ans, et, par l'entremise de l'acquisition de la division de transport d'Aeroquip Corporation, son chiffre d'affaires et le nombre d'employés ont presque doublé. En 1990, Kinedyne a entamé la construction de sa nouvelle usine de fabrication, de distribution et de vente à Lawrence, au Kansas, ce qui a permis de fusionner ses sites de Des Moines et de Dallas dans la nouvelle usine agrandie.

Au cours des années qui allaient suivre, Kinedyne s'est lancée dans la mise au point de technologies de fabrication exclusives qui lui ont permis d'obtenir d'importants contrats militaires. L'entreprise a ensuite acquis la division du transport de fret de Donovan Enterprises, et plus tard, lancé sur le marché son système novateur de plancher amovible Kaptive Beam. Notre entreprise avait alors commencé à s'établir dans tout l'hémisphère occidental, avec la formation de Kinedyne Canada Limited, Sistemas Kinedyne, S.A. de C.V. au Mexique et Kinedyne South America à Buenos Aires, en Argentine.



Une lettre de notre fondateur, vers 1989.

Kinedyne présente ses nouveaux énoncés de mission, de vision et de valeurs.



Mission, vision et valeurs

Notre mission

Offrir à nos clients de l'industrie du transport des produits de contrôle du fret grâce à notre engagement en matière de conception réactive, de fabrication de qualité et d'assistance supérieures.

Notre vision

Être le chef de file mondial en matière de produits de contrôle du fret sûrs et novateurs.

Nos valeurs

« FRET »

- Caractère :** Confiance, intégrité, sécurité, service
- Réalisation :** Concevoir, produire et soutenir la qualité et l'excellence
- Respect :** Nous-même, nos produits, nos partenaires commerciaux
- Objectifs :** Les atteindre ou les dépasser et en établir de nouveaux
- Un tout :** Entreprise, philosophie, équipe

2008-2017

Kinedyne a célébré son 40^e anniversaire au milieu d'une récession mondiale, mais, grâce à des installations dans quatre pays et un effectif mondial de plus de 500 personnes, l'entreprise n'était pas prête à perdre son élan. Les installations de Kunshan, en Chine ne suffisaient plus. En 2009, l'entreprise a annoncé la création d'une filiale en propriété exclusive, Nantong Kinedyne Limited, à Nantong, en Chine, et a indiqué que son usine de fabrication intégrée verticalement était pleinement opérationnelle.

En 2013 et 2014, Kinedyne et ses filiales ont été acquises par The Heico Companies, LLC, faisant de Heico le principal fournisseur de systèmes d'arrimage de cargaisons de l'hémisphère occidental.

En 2015, Kinedyne a consolidé les installations de Lawrence et de Prattville, encore une fois en agrandissant cette dernière, pour y loger les services à la clientèle, du contrôle de la qualité, de l'ingénierie et des affaires gouvernementales en pleine croissance.

En 2016, Kinedyne a élargi son statut de chef de file en tant que « The Cargo Control People! » avec le lancement de ses nouveaux et révolutionnaires systèmes à rideaux latéraux Kin-Slider et Kin-Sider. En 2017, l'entreprise a lancé le premier système de rideaux latéraux à charge nominale en Amérique du Nord, ainsi qu'un nouveau système de toit coulissant à accès par le haut.

En 2017, Kinedyne LLC a annoncé sa certification nationale en tant que Women's Business Enterprise (entreprise détenue par des femmes).



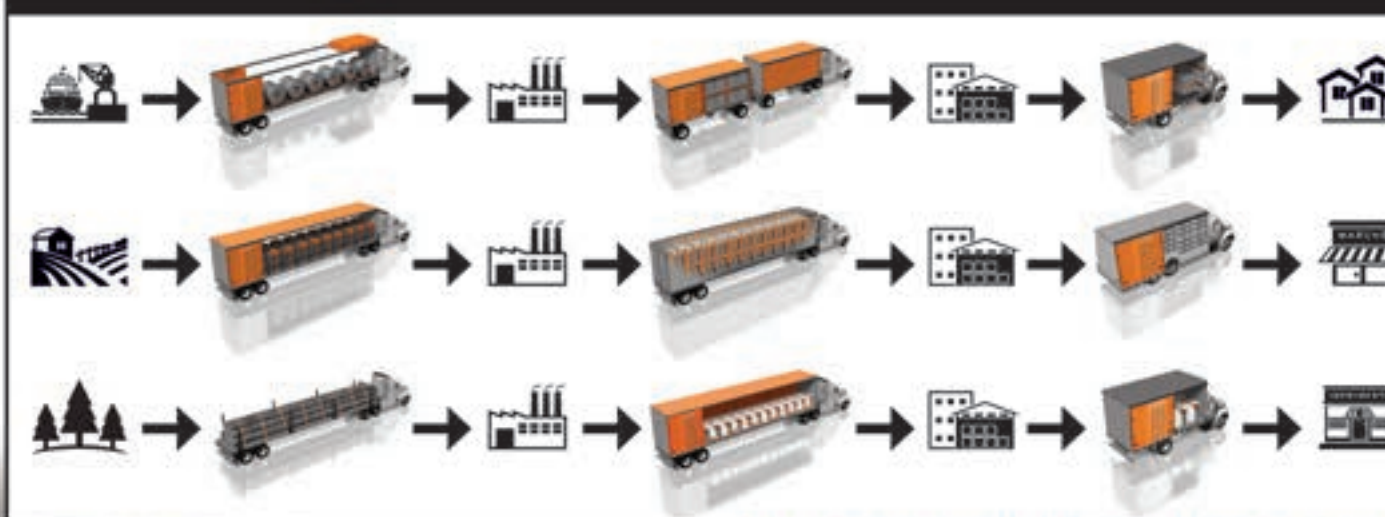
1998-2007

En plus de notre 30^e anniversaire, nous célébrons la croissance qui se reflétait par nos quatre installations au pays et nos trois installations internationales avec des revenus et un niveau d'emploi records.

Au début de la décennie, nous avons amélioré notre présence en ligne grâce à kinedyne.com. En 2002, Kinedyne a fièrement reçu le prix Nifty Fifty Innovation Award du *Heavy Duty Trucking Magazine* pour la gamme de produits Rhino Web. Au cours de cette période, l'usine de Rancho Cucamonga a déménagé à Reno, au Nevada, afin de mieux servir nos clients de la côte ouest.

Malgré le ralentissement continu de l'économie mondiale, l'esprit pionnier de Kinedyne a continué de mener l'industrie lorsque, en 2006, l'entreprise a ouvert sa première usine en Asie à Kunshan, en Chine, pour fabriquer des sangles et des assemblages de sangles.

Meilleur arrimage des cargaisons Capacité de chargement accrue Accès plus rapide à la cargaison



Nous avons mis au point des technologies primées qui aident les chaînes d'approvisionnement à contrôler le fret dans sa transition de matières premières aux produits destinés au client, du premier au dernier kilomètre.

2018 ENCORE PLUS LOIN

Après presque 20 ans dans le 21^e siècle, l'avènement du commerce électronique et le transport de matières premières vers des installations de fabrication ou de transformation, — des produits finis vers des entrepôts, — et, enfin, vers la destination finale, deviennent de plus en plus complexes et interdépendants chaque jour.

L'expansion de Kinedyne dans la technologie d'accès au fret grâce à des rideaux latéraux lui a valu un prix du des 20 meilleurs produits 2018 du *Heavy Duty Trucking Magazine* et il s'agit d'une prochaine étape logique dans son évolution continue en tant que « The Cargo Control People! » Nous croyons que les technologies supérieures d'arrimage de fret, une capacité accrue de chargement et un accès plus rapide nous permettront de faciliter la gestion de l'environnement de plus en plus complexe du transport maritime pour l'industrie d'aujourd'hui et à l'avenir.

UN AVENIR

DYNAMIQUE

UNA HISTORIA EXTRAORDINARIA

1968-1977

Fue en 1968, solo un año antes de que el primer hombre pisara la luna, cuando American Aluminum Company formó una pequeña subsidiaria para buscar oportunidades comerciales en el mercado de control de cargas. La nueva entidad comercial, fundada por Jim Klausmann, fue llamada Kinedyne Corporation; tomando el nombre "Kinedyne" como derivado de las palabras "kinetics" (cinética) y "dynamics" (dinámica).

Nuestra incipiente compañía rápidamente se forjó una reputación de calidad y servicio, lo cual hizo que ganara seguidores y llamara la atención de la industria de camiones de Norteamérica. El rápido avance de Kinedyne a mediados y finales de los años 70 permitió agregar nuevas instalaciones de producción y distribución en Prattville, Alabama, Estados Unidos, y asociarse con Suburban Metals en Toronto, Ontario, Canadá, que pasó a convertirse en Kinedyne Canada Limited.



Las regulaciones y la tecnología para asegurar la carga eran un poco más básicas en los primeros años.

En 1968, en Kinedyne estábamos entusiasmados con las oportunidades que veíamos en el campo del control de carga para la industria de camiones de Norteamérica.

1978-1987

A finales de la década de los 70, celebramos nuestra primera década de éxito en los negocios. Kinedyne se separó de su casa matriz a principios de los 80. En un esfuerzo por expandir nuestra presencia tanto en el Medio Oeste como en el Suroeste de los Estados Unidos, Kinedyne abrió nuevas oficinas de distribución y ventas en Des Moines, Iowa y Dallas, Texas.



La adquisición estratégica y la integración de Shelton Binder Company en 1986 agregaron nuevas instalaciones de ventas y distribución en la Costa Oeste en Shelton, Washington y Rancho Cucamonga, California. La adición en 1986 de las nuevas instalaciones de fabricación de malacates y correas en Prattville convirtió a Kinedyne en la primera y única compañía norteamericana dedicada a asegurar la carga que fabricó sus propias correas.

1988-1997

A finales de los años 80, alcanzamos los 20 años de nuestra marca y, con la adquisición de la división de carga de Aeroquip Corporation, casi duplicamos nuestra cantidad de empleados y nuestros ingresos por ventas. En 1990, iniciamos en Kinedyne la construcción de nuestra nueva instalación de fabricación, distribución y ventas en Lawrence, Kansas. Esto nos permitió fusionar nuestras sucursales de Des Moines y Dallas en la instalación ampliada de Kansas.

En la siguiente década, Kinedyne se embarcó en el desarrollo de tecnologías de fabricación exclusivas que nos ayudaron a ganar grandes contratos en la industria militar. Posteriormente, adquirimos la división de carga de Donovan Enterprises y luego presentamos al mercado nuestro innovador sistema de plataforma doble Kaptive Beam. Nuestra compañía comenzó entonces a establecer su presencia en todo el hemisferio occidental, con la creación de Kinedyne Canada Limited, Sistemas Kinedyne, S.A. de C.V. en México y Kinedyne Sudamérica en Buenos Aires, Argentina.



Una carta de nuestro fundador, hacia 1989.

Presentamos nuestras nuevas declaraciones de misión, visión y valores.



2008-2017

Kinedyne celebró su 40° aniversario en medio de una recesión mundial, pero con instalaciones en cuatro países diferentes y una fuerza laboral mundial de más de 500 empleados, lo cual demostraba que nuestra compañía no iba a detener su impulso. Kinedyne sobrepasó la capacidad de sus instalaciones en Kunshan, China. En 2009, anunciamos el establecimiento de una subsidiaria de propiedad absoluta, Nantong Kinedyne Limited, en Nantong, China, cuya planta de fabricación de integración vertical estaba en pleno funcionamiento.

En 2013 y 2014, Kinedyne y sus filiales fueron adquiridas por The Heico Companies, LLC, convirtiendo a Heico en el proveedor líder en seguridad para la carga en el hemisferio occidental.

En 2015, Kinedyne consolidó sus sucursales en Lawrence y en Prattville, expandiendo nuevamente las instalaciones de Prattville para albergar las áreas de servicio al cliente, calidad e ingeniería, así como el creciente negocio gubernamental.

En 2016, Kinedyne amplió su rol de liderazgo como "¡Los expertos en control de carga!" ("The Cargo Control People!") con la presentación de nuestros nuevos y revolucionarios sistemas de acceso de carga lateral Kin-Slider y Kin-Sider. En 2017, nuestra compañía presentó el primer sistema de cortinas con clasificación de carga en Norteamérica, así como un nuevo sistema de techo corredizo de acceso aéreo.

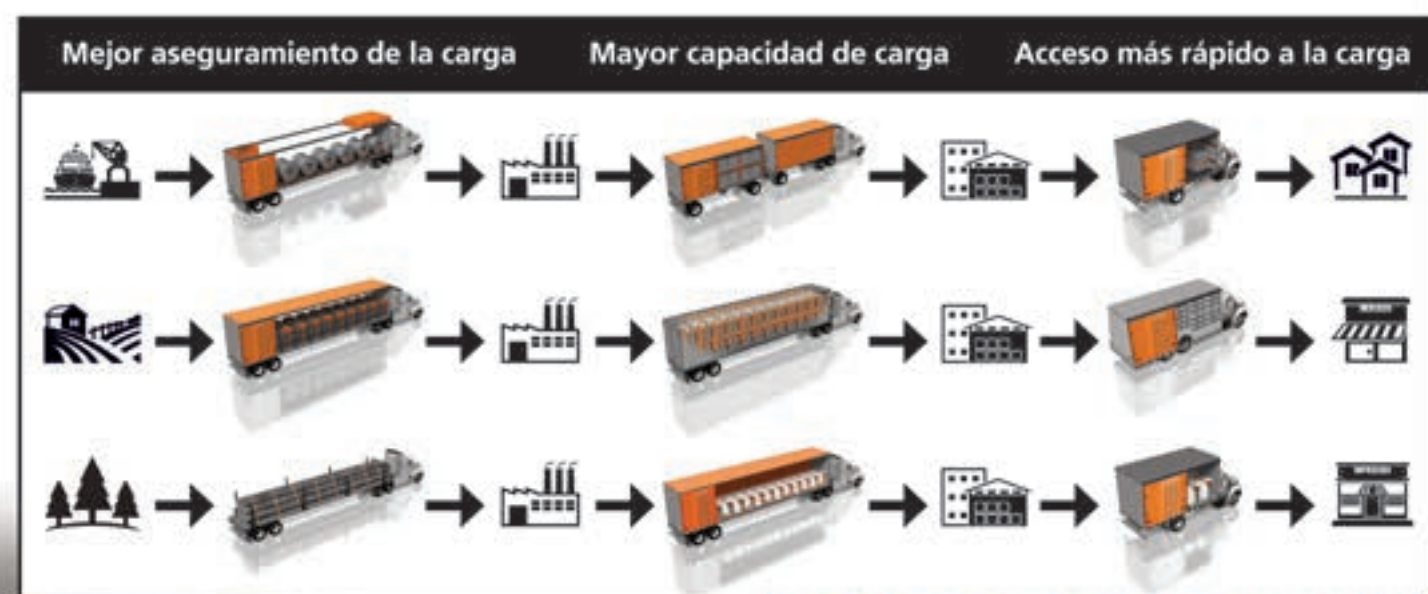
En 2017, Kinedyne LLC anunció su certificación nacional como una Empresa Comercial de Mujeres.

1998-2007

Además de nuestro 30° aniversario, celebramos también el crecimiento reflejado en nuestras cuatro instalaciones nacionales y tres internacionales con niveles récord de ingresos y empleo.

A medida que transcurría la década, mejoramos nuestra presencia en línea con kinedyne.com. En 2002, Kinedyne recibió con orgullo el Nifty Fifty Innovation Award de Heavy Duty Trucking Magazine por nuestra línea de productos Rhino Web. Durante este período de tiempo, las instalaciones de Rancho Cucamonga se trasladaron a Reno, Nevada para servir mejor a nuestros clientes de la Costa Oeste.

Con el continuo estancamiento de la economía global, el espíritu pionero de Kinedyne lideró la industria en 2006, cuando abrimos nuestras primeras instalaciones asiáticas en Kunshan, China, para fabricar ensamblajes de correas y cintas transportadoras.



Hemos desarrollado tecnologías galardonadas que ayudan a las cadenas de suministro a controlar la carga durante su transición desde las materias primas hasta el cliente, hasta el último paso.

2018 Y MÁS ALLÁ

A medida que se acerca el final de los primeros 20 años del siglo XXI, el advenimiento del comercio electrónico, el transporte de materias primas a las instalaciones de fabricación y procesamiento → los productos terminados a los almacenes → y, por último, a su destino final, hace que el proceso sea cada día más complejo e interdependiente.

La expansión de Kinedyne al área de tecnología de acceso de cortinas con clasificación de carga nos valió el premio Top 20 Products de la revista Heavy Duty Trucking Magazine en 2018 y es el siguiente paso lógico en nuestra continua evolución como "¡Los expertos en control de carga!" ("The Cargo Control People!") Creemos que con las tecnologías que brindan mayor seguridad para la carga, mayor capacidad de carga y un acceso más rápido a la carga, podemos hacer que el cada vez más complejo entorno de envío sea un poco más fácil para la industria actual y futura.

UN FUTURO

DINÁMICO

Table of Contents

SEE FRENCH (PAGE 19) AND SPANISH (PAGE 20) FOR TRANSLATION OF THIS CONTENT.

Letter from President & Corporate Statements	2
Kinedyne History	4

FLATBED PRODUCTS

Winch Straps	24
Winches & Winch Track	27
Winch Specifications	31
Winch Bars	31
Strap Winders & Storage	32
Two-Inch Ratchet Straps	34
One-Inch Utility Straps	38
Chain, Bulk & Assemblies	39
Chain Binders	41
Chain Accessories	43
Flatbed Accessories	45
Specialized Flatbed Products	49

INTERIOR VAN PRODUCTS

Logistic Straps	51
Logistic Track	53
Decking/Shoring Beams	56
Garment Bars	58
Shoring Bars	59
Jack Bars	60
Saf-T-Lok Bars	62
Interior Van Accessories	63

KAPTIVE BEAM SYSTEMS

K2 Kaptive Beam System	68
Original Kaptive Beam System	70
Kaptive Beam System Accessories	71

WEBBING

Bulk Webbing – Standard	72
Bulk Webbing – Specialty	73

HARDWARE PRODUCTS

Ratchet Buckles	74
Cam Buckles	76
Overcenter Buckles	77
Flat Hooks	78
S Hooks	79
Snap Hooks	79
Wire Hooks	81
Rings	83
Chain Ends	85
Logistic Track Fittings	85
Pan Fittings	87

CURTAIN SYSTEMS

Kin-Sider and Kin-Slider	90
--------------------------	----

TIRE CHAINS

GripLink Heavy Duty Tire Chains	96
---------------------------------	----

AUTO TOWING & TRANSPORT

Auto Tie Downs, Tire Nets	100
---------------------------	-----

RETAIL PRODUCTS

Retail Packaged Products	102
--------------------------	-----

RECREATIONAL VEHICLE PRODUCTS

Steadymate Straps & Accessories	103
---------------------------------	-----

PART NUMBER INDEX

Part Number by Page Index	112
---------------------------	-----

GENERAL INFORMATION

Kinedyne Locations	114
Kinedyne Customer Service	114
General Information	115
Warranty Statements	116
Industry Standards Reference	117

The Leader in Cargo Securement, Capacity and Access



Better Cargo Securement

The most advanced and widest array of cargo securement products for virtually any application.

- Flatbed Solutions
- Interior Trailer Solutions
- Webbing Solutions
- Load-Rated Curtain Solutions



Greater Cargo Capacity

High-density cargo loading technologies that maximize asset utilization for dry vans, reefers and curtain-side trailers.

- Double Decking Solutions
- Cargo Storage Solutions
- Space Utilization Solutions
- Load Optimization Solutions



Faster Cargo Access

Blazing-fast cargo access technologies that mean more time, more stops, more cargo and more profit up to the last mile.

- 30-Second Curtain-Side Solutions
- 30-Second Sliding Roof Solutions
- Traditional Curtain-Side Solutions
- Last-Mile Access Solutions



Table des Matières

Lettre du Président et énoncés de l'entreprise	8
L'histoire de Kinedyne	10

PRODUITS POUR REMORQUES À PLATEAU

Courroies à treuil	24
Treuil et rails pour treuils	27
Spécifications des treuils	31
Barres à treuil	31
Dévidoirs de courroie, Entreposage	32
Courroies 2" pour cliquet	34
Courroie utilitaire 1"	38
Chaînes, Vrac et Ensembles	39
Tendeurs à chaîne	41
Accessoires pour chaînes	43
Accessoires pour remorques à plateau	45
Produits spécialisés pour remorques à plateau	49

PRODUITS POUR FOURGONS FERMÉS

Courroies Logistiques	51
Rails Logistiques	53
Poutrelles d'empilage et étayage	56
Poutrelles pour vêtements et accessoires	58
Poutrelles d'étayage	59
Poutrelles à cric	60
Barres Saf-T-Lok	62
Accessoires d'intérieur de fourgon	63

SYSTÈMES KAPTIVE BEAM

Système K2 Kaptive Beam	68
SSystème Kaptive Beam original	70
Accessoires pour système Kaptive Beam	71

COURROIES

Courroies en vrac, Standard	72
Courroies en vrac, Spécialisés	73

QUINCAILLERIE

Boucles à cliquet	74
Boucles à came	76
Boucles arc-boutées	77
Crochets plats	78
Crochets en S	79
Crochets à mousqueton	79
Crochets à câble	81
Anneaux	83
Embouts de chaîne	85
Raccords pour rails Logistiques	85
Quincaillerie spécialisée	87

CURTAIN SYSTEMS

Kin-Sider and Kin-Slider	90
--------------------------	----

CHAÎNES POUR PNEUS

Chaînes pour pneus HD GripLink	96
--------------------------------	----

REMORQUAGE ET TRANSPORT DE VÉHICULES

Fixations pour auto, filets pour pneus	100
--	-----

PRODUITS POUR VENTE AU DÉTAIL

Emballages de produits pour vente au détail	102
---	-----

PRODUITS POUR VÉHICULES RÉCRÉATIFS

Courroies et accessoires Steadymate	103
-------------------------------------	-----

RÉPERTOIRE DE NUMÉRO DE PIÈCE

Répertoire de numéro de pièce par page	112
--	-----

INFORMATION GÉNÉRALE

Localisations de Kinedyne	114
Service à la clientèle Kinedyne	114
Information générale	115
Déclaration de garantie	116
Référence sur normes de l'industrie	117

Gérez votre chargement et vos profits du premier jusqu'au dernier kilomètre



Arrimage solide des cargaisons

La gamme de produits d'arrimage de cargaison la plus vaste et sophistiquée pour n'importe quelle utilisation.

- Remorques à plateau
- Intérieur de remorque
- Sangles d'arrimage
- Quincaillerie



Capacité de chargement accrue

Des solutions de chargement de cargaison à densité élevée qui permettent de maximiser l'utilisation des semi-remorques fourgons, des véhicules frigorifiques et des semi-remorques à rideaux latéraux.

- Camions à deux étages
- Entreposage de marchandise
- Utilisation de l'espace
- Optimisation du chargement



Accès rapide à la cargaison

Des technologies qui donnent un accès ultra-rapide à la cargaison, ce qui signifie plus de temps, plus d'arrêts, plus de marchandise et plus de profits jusqu'au dernier kilomètre.

- Rideaux latéraux qui s'ouvrent et se ferment en 30 secondes
- Toit qui s'ouvre et se ferme en 30 secondes
- Rideaux latéraux normaux
- Accès dans le dernier kilomètre



Tabla de Contenido

Carta del Presidente & Declaraciones Corporativas	9
La Historia de Kinedyne	14

PRODUCTOS PARA EQUIPOS ABIERTOS

Correas para Malacates	24
Malacates y Rieles para Malacates	27
Especificaciones de Malacate	31
BarraTensora para Malacate	31
Almacenamiento y Enrolladores de Correas	32
Correas con Trinquete de 2"	34
Correas para utilitarios de 1"	38
Cadenas, A Granel y Ensamblados	39
Tensores de Cadena	41
Accesorios para cadenas	43
Accesorios para equipos abiertos	45
Productos especiales para equipos abiertos	49

PRODUCTOS PARA EQUIPOS CERRADOS

Correas Logísticas	51
Riel Logístico	53
Barras para Doble Piso/Retención	56
Barras para colgar ropa y accesorios	58
Barras para Retención	59
Barras tipo "Jack"	60
Barras tipo "Saf-T-Lok"	62
Accesorios para Equipos Cerrados	63

SISTEMA DE BARRAS CAPTIVAS

Sistema Captive K2 de Barras Captivas	68
Sistema Original de Barras Captivas	70
Accesorios para el Sistema de Barras Captivas	71

CORREAS

Correas a Granel, Estándar	72
Correas a Granel, Especialidad	73

COMPONENTES DE ENSAMBLES

Trinquetes	74
Hebillas	76
Hebillas Sobre-Centradas	77
Ganchos planos	78
Ganchos "S"	79
Ganchos de Seguridad	79
Ganchos "JJ"	81
Anillos	83
Terminales para cadenas	85
Enganches para Riel Logístico	85
Componentes Especiales	87

SISTEMAS DE CORTINAS LATERALES PARA REMOLQUES

Kin-Sider and Kin-Slider	90
--------------------------	----

CADENAS PARA NEUMATICOS

Cadenas para neumaticos "GripLink" para trabajo pesado	96
--	----

REMOLQUE Y TRANSPORTE DE VEHICULOS

Ensamblados para vehiculos, Redes para Neumaticos	100
---	-----

PRODUCTOS PARA VENTA AL POR MENOR

Productos empacados para venta al por menor	102
---	-----

PRODUCTOS PARA VEHÍCULOS DE RECREACIÓN

Ensamblados y Accesorios Steadymate	103
-------------------------------------	-----

ÍNDICE DE CODIGO DE PRODUCTOS

Índice de Códigos de Productos por Página	112
---	-----

INFORMACIÓN GENERAL

Ubicaciones de Kinedyne	114
Servicio al Cliente de Kinedyne	114
Información General	115
Políticas de Garantía	116
Referencias de los Estándares de la Industria	117



PRODUCT SELECTION & SAFETY INFORMATION

This catalog was designed to help you choose the right equipment to secure your cargo. If you are unsure about a particular product or application, please contact your Kinedyne Representative or call Customer Service. See page 102 for details.

PRODUCT SELECTION

It is the owner's and user's responsibility to evaluate the suitability of any cargo securing product for their particular application. Use of cargo control products in an unsuitable manner may result in a failure of your cargo control system or unsecured cargo. **Cargo control system failure can result in cargo damage and injury or death to you, a bystander, or another driver.**

- All products shown in this catalog are designed and intended to be used only as cargo securing devices. Products are not to be used for lifting or towing unless otherwise specified.
- All Kinedyne products shall be used in accordance with local, state, federal, and industry regulations.

LOAD/CAPACITY RATINGS

Working load capacity information provided in this catalog is intended to help you make decisions when selecting your cargo control system. Equipment overload can result in cargo control system failure. When considering the working load limit remember:

- All ratings are for products in new condition. Age, wear, or damage to any Tie-Down system can greatly reduce its strength. To ensure your system is working at capacity, always inspect all products prior to each use.
- Load directions other than straight can result in a significant reduction in working load limit. Unless otherwise specified, all ratings are based on a straight tensile pull.
- Your cargo control system is only as strong as its weakest link. The ratings shown in this catalog are based on using Kinedyne track, beams, webbing, and hardware as a system. Cargo control products must be attached to securing points of equal or greater strength to maintain the established working load limit.

NOTE: All working load limits shown in this catalog are based on 1/3 the break strength of the component or assembly in a straight tensile pull unless otherwise specified.

PRODUCT MANUALS & WARNINGS

In addition to important safety information, Kinedyne product manuals provide valuable information about installation, operation, and specifications. Always read manuals and product warnings before using products. The most current product manuals and other reference materials are available at our Web site www.kinedyne.com, by calling Customer Service, or by contacting your Kinedyne Representative.

PRODUCT SPECIFIC SAFETY STATEMENTS

TENSIONING OF CARGO CONTROL EQUIPMENT

To avoid over tensioning, always select and use Kinedyne specified equipment to tighten our products. Equipment compatibility is described in this catalog. This equipment has been designed to avoid over tensioning. Use of any unspecified leverage increasing device, such as a cheater bar, can generate enough force to break a piece of cargo control equipment during installation, release, or while in transit. The release of energy when a piece of cargo control equipment breaks can cause serious injury or death to you or bystanders. If you are having difficulty securing a load, make sure your cargo control equipment is in working order, or readjust or reposition your load.

WINCHES, WINCH BARS

WARNING: When tightening or loosening winches, always maintain a firm grip on the winch bar. Ensure load is stable before tightening or releasing tension in a strap assembly. Never release a winch bar without checking the pawl to ensure that it is fully engaged between ratchet teeth. Releasing a winch bar without the pawl being properly engaged may cause serious injury and/or death to the user or bystanders. The use of slip resistant handle winch bar, specifically designed to tighten or loosen winches, is recommended. Kinedyne winch bars (page 18) shall be used to tension and release winch tie down assemblies. Use of any unspecified leverage increasing device, such as a cheater bar, may generate enough force to break a piece of cargo control equipment during installation, release, or while in transit. The release of energy when a piece of cargo control equipment breaks may cause serious injury or death to the user and/or bystanders. User shall stand clear of the winch bar handle during operation of the winch bar in case the winch bar slips. The tip of the winch bar shall be inserted through both holes in the end cap to prevent the winch bar from "slipping out" and overloading the tip and/or end cap. Winches shall not be loaded in excess of their working load limit. Winches shall not be used as a pulling or lifting device. A minimum of 12" of webbing shall be inserted through the slot with a minimum of two (2) and a maximum of four (4) wraps on the winch mandrel.

CAUTION: Excessive wraps of webbing on the mandrel will reduce the working load limit of the winch.

WARNING: Welding galvanized material will form toxic fumes. Welding shall be done with adequate ventilation.

STRAP ASSEMBLIES

WARNING: Only trained, knowledgeable personnel should use tie down straps. It is operator's responsibility to use appropriate type and number of straps for the load being secured. Webbing straps must be protected when used on rough or sharp objects. Straps that are cut, worn or damaged shall not be used and shall

be replaced immediately. All strap assemblies shall be inspected prior to each use. The use of "Cheater bars" or other means of increasing leverage on a ratchet buckle handle or winch, other than a Kinedyne approved device, can cause serious injury to the user and/or bystander. Webbing straps are rated for use in temperature range from +194 degrees F (+90°C) to -40 degrees F (-40°C). Straps should be stored out of direct sun and away from damaging chemicals when not in use. Ensure load is stable before tightening or releasing tension in a strap assembly.

CHAIN PRODUCTS

WARNING: Never over tension chain binders. Refer to product descriptions for proper tensioning accessories. Use of any unspecified leverage increasing device, such as a cheater bar, can generate enough force to break a piece of cargo control equipment during installation, release, or while in transit. The release of energy when a piece of cargo control equipment breaks can cause serious injury or death to you or bystanders. If you are having difficulty securing a load, make sure your cargo control equipment is in working order, or readjust or reposition your load. WLL ratings and strength standards for Kinedyne chain are in compliance with National Association of Chain Manufacturers (NACM) Welded Steel Chain Specifications. Do not exceed WLL ratings.

WEB SLINGS & WIRE ROPE SLINGS

WARNING: Web Slings and Wire Rope Slings may be used for general lifting purposes including raising, lowering and suspending. It is the responsibility of the user to select the appropriate web slings for a specific lifting application. Users of web slings must have knowledge of proper method for lifting item(s). Users must also be knowledgeable about industry, local, state, federal and provincial regulations applicable to item(s) being lifted.

RUBBER ROPE & TARP TIES

WARNING: Rubber Ropes and Tarp Ties are not designed to hold a load in place. Failure to properly secure a load can lead to cargo damage, injury, or death.

LOGISTIC STRAPS

WARNING: Series E, A or F fittings are designed for use with Kinedyne Logistic Track. Load ratings may be reduced when used with other tracks or if the track fitting is not positively engaged. Your cargo control system is only as strong as its weakest link. All ratings for series E and A fittings are based on use with Kinedyne 11 gauge track.

NOTE: Several types of Kinedyne track are not made with 11 gauge steel, contact Customer Service for specifications by part number.

LOGISTIC TRACK

WARNING: Welding galvanized material will form toxic fumes. Welding shall be done with adequate ventilation. Logistic Track must be attached to securing points of equal or greater strength to maintain the established working load limits of associated track products.

SERIES E & A BEAMS

WARNING: Series E or A beams are designed for use with Kinedyne Logistic Track. Load ratings may be reduced when used with other tracks or if the track fitting is not positively engaged. Your cargo control system is only as strong as its weakest link. Do not overload beams or create a top-heavy, unstable trailer. Do not exceed stated Working Load Limits of Beams. Dynamic loads must be considered to avoid possible overload of system. Actual pallet load supported by the beams in a decking application must not exceed 50% of the stated Working Load Limit to allow for dynamic loads during transit.

SERIES F SHORING BARS

WARNING: Shoring bars should never be used in decking applications. Use of a shoring bar in a decking application can lead to a failure of your cargo control system. When Series F bars are used in the vertical position, the spring end of the bar must be up to avoid bouncing out of the track.

JACK BARS

WARNING: Jack Bars should not be used with cargo on wheels. Cargo on wheels exerts more force when it shifts during movement and can cause friction type cargo bars to fail. Only use positive engagement shoring bars, beams, or straps to secure cargo on wheels. Overtensioning of ratchet mechanism may cause damage to trailer sidewalls. Cargo bars do not have load ratings due to varying conditions of trailer sidewalls. Cargo bars should not be placed in close vertical alignment with each other as the installation of one bar may cause the previously installed bar to loosen and/or fall causing damage to cargo or injury to you or a bystander.

SAF-TLOK BARS

WARNING: Saf-T-Lok Bars should not be used with cargo on wheels. Cargo on wheels exerts more force when it shifts during movement and can cause friction type cargo bars to fail. Only use positive engagement shoring bars, beams or straps to secure cargo on wheels. Overtensioning of the rack mechanism may cause damage to trailer sidewalls. Cargo bars do not have load ratings due to varying conditions of trailer sidewalls. Cargo bars should not be placed in close vertical alignment with each other as the installation of one bar may cause the previously installed bar to loosen and/or fall causing damage to cargo or injury to you or a bystander.

KAPTIVE BEAM SYSTEMS

WARNING: Kinedyne Kaptive Beams and Kinedyne Kaptive Beam Track are components of a designed system. The use of components other than genuine Kinedyne Kaptive Beam products could result in system failures and void the warranty. Do not overload beams or create a top-heavy, unstable trailer.

LOGISTIC TRACK FITTINGS

WARNING: Series E, A or F fittings are designed for use with Kinedyne Logistic Track. Load ratings may be reduced when used with other tracks or if the track fitting is not positively engaged. All ratings for series E and A fittings are based on use with Kinedyne 11 gauge track.

NOTE: Several types of Kinedyne track are not made with 11 gauge steel, contact Customer Service for specifications by part number. Your cargo control system is only as strong as its weakest link.

El Líder en Control, Capacidad y Acceso de Carga

Mejor aseguramiento de carga:

La gama más avanzada y amplia de productos de aseguramiento de carga para prácticamente cualquier variedad de camión o remolque.

- Soluciones de superficie plana
- Soluciones de remolque interior
- Soluciones con correas
- Soluciones de equipos



Majior capacidad de carga:

Soluciones de embarque de carga de alta densidad que maximizan el uso del espacio y de los activos para furgonetas no refrigeradas, refrigeradas y remolques con cortinas laterales.

- Soluciones de doble nivel
- Soluciones de almacenamiento de carga
- Soluciones de uso del espacio
- Soluciones de optimización de embarque



Acceso más rápido a la carga:

Tecnologías de acceso rápido a la carga que significan más tiempo, más carga y más beneficios hasta la última milla.

- Soluciones de cortina lateral de 30 segundos
- Soluciones de retracción de techo de 30 segundos
- Soluciones de cortina lateral tradicional
- Soluciones de acceso de última milla



WINCH STRAPS

Kinedyne offers a full line of gold and black edge 2", 3" and 4" winch straps. All winch straps are made from resin-coated polyester for minimum stretch and maximum wear resistance. These rugged straps provide the strength and durability demanded in flatbed tie-down requirements. All winch straps are labeled to meet CVSA, CHP, NACS, DOT and WSTDA regulations and standards. Straps are stenciled with the Kinedyne name, logo and working load limit. See page 101 for more details on industry standards and regulatory agencies.

WARNING: Only trained, knowledgeable personnel should use tie down straps. It is operator's responsibility to use appropriate type and number of straps for the load being secured. Webbing straps must be protected when used on rough or sharp objects. Straps that are cut, worn or damaged shall not be used and shall be replaced immediately. All strap assemblies shall be inspected prior to each use. The use of "Cheater bars" or other means of increasing leverage on a ratchet buckle handle or winch, other than a Kinedyne approved device, can cause serious injury to the user and/or bystander. Webbing straps are rated for use in temperature range from +194 degrees F (+90°C) to -40 degrees F (-40°C). Straps should be stored out of direct sun and away from damaging chemicals when not in use. Ensure load is stable before tightening or releasing tension in a strap assembly.

WINCH STRAPS - STANDARD

	222720 223020	27' 30'	2" Webbing With 1015 Flat Hook & 2084FK Webbing Working Load Limit: 3,335 lbs./1513 kgs.
	223039	30'	2" Webbing With 3705-2 Chain Anchor & 2084FK Webbing Working Load Limit: 3,335 lbs./1513 kgs.
	223060	30'	2" Webbing With 1007 Narrow Hook & 2084FK Webbing Working Load Limit: 1,670 lbs./751 kgs.
	322721 323021	27' 30'	3" Webbing With 1021 Flat Hook, Abrasion Clip & 3084FK Webbing Working Load Limit: 5,400 lbs./2450 kgs.
	422721 423021 423521 424021 425021	27' 30' 35' 40' 50'	4" Webbing With 1021 Flat Hook, Abrasion Clip & 4080FK Webbing Working Load Limit: 5,400 lbs./2450 kgs.
	323025	30'	3" Webbing With 1025 Delta Ring & 3084FK Webbing Working Load Limit: 5,400 lbs./2450 kgs.
	422710 423010 423510 424010 425010	27' 30' 35' 40' 50'	4" Webbing With 1026 Delta Ring & 4080FK Webbing Working Load Limit: 5,400 lbs./2,450 kgs.
	322740 323040	27' 30'	3" Webbing With 3705-3 Chain Anchor & 3084FK Webbing Working Load Limit: 5,400 lbs./2450 kgs.
	422740 423040	27' 30'	4" Webbing With 3705-3 Chain Anchor & 4080FK Webbing Working Load Limit: 5,400 lbs./2450 kgs.
	223084	30'	2" Webbing With 1006 Narrow Hook & 2084FK Webbing Working Load Limit: 3,335 lbs./1513 kgs.
	323084	30'	3" Webbing With 1006 Narrow Hook & 3084FK Webbing Working Load Limit: 3,335 lbs./1513 kgs.
	423000	30'	4" Webbing No Hardware - 4080FK Webbing Strap used for Winch to Winch Application Working Load Limit: 5,400 lbs./2450 kgs.
	423030	30'	4" Webbing With Sewn Loop & 4080FK Webbing Working Load Limit: 5,000 lbs./2270 kgs.

Custom stenciling available on most strap assemblies and bulk webbing. Contact Customer Service for price and delivery.



The new K-FORCE straps are engineered to manage heavier loads and employ more polyester material in the body of the strap than Kinedyne's standard gold with black edge webbing. K-FORCE winch straps have a working load limit (WLL) of 6,670 pounds, 23 percent greater than the current industry standard of 5,400 pounds. Kinedyne has established a new and higher bar for winch straps that is 20 to 50 percent higher than others on the market.

WARNING: Only trained, knowledgeable personnel should use tie down straps. It is operator's responsibility to use appropriate type and number of straps for the load being secured. Webbing straps must be protected when used on rough or sharp objects. Straps that are cut, worn or damaged shall not be used and shall be replaced immediately. All strap assemblies shall be inspected prior to each use. The use of "Cheater bars" or other means of increasing leverage on a ratchet buckle handle or winch, other than a Kinedyne approved device, can cause serious injury to the user and/or bystander. Webbing straps are rated for use in temperature range from +194 degrees F (+90°C) to -40 degrees F (-40°C). Straps should be stored out of direct sun and away from damaging chemicals when not in use. Ensure load is stable before tightening or releasing tension in a strap assembly.

WINCH STRAPS – K-FORCE

	4827D3 4830D3	27' 30'	4" Webbing With 1028 Flat Hook & 4054XKW Webbing Working Load Limit: 6,670 lbs./3025 kgs.
	4827C7 4830C7	27' 30'	4" Webbing With 30" chain anchor & 4054XKW Webbing Working Load Limit: 6,670 lbs./3025 kgs.
	482736 483036	27' 30'	4" Webbing With 1016 Narrow Hook & 4054XKW Webbing Working Load Limit: 6,670 lbs./3025 kgs.
	482710 483010	27' 30'	4" Webbing With 1026 Delta Ring & 4054XKW Webbing Working Load Limit: 6,670 lbs./3025 kgs.
	482730S 483030S	27' 30'	4" Webbing With Sewn Loop & 4054XKW Webbing Working Load Limit: 6,670 lbs./3025 kgs.

NOTE: "K-FORCE" products are not available for custom stenciling.



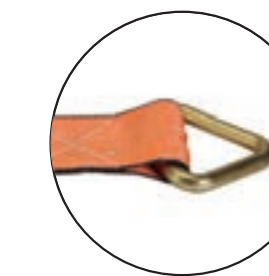
Flat Hook



Narrow Hook



Chain Anchor



Delta Ring

PRODUITS POUR REMORQUES À PLATEAU • PRODUCTOS PARA EQUIPOS ABIERTOS

PRODUITS POUR REMORQUES À PLATEAU • PRODUCTOS PARA EQUIPOS ABIERTOS










The new RHINO MAX™ brand of winch straps will replace Kinedyne's award-winning abrasion-resistant Rhino Web line. The Rhino Web strap changed webbing durability standards when it was introduced in 2002, and now, with the enhanced WLL of our new RHINO MAX, there is no equal for its strength and durability. With RHINO MAX, users can secure heavier loads with fewer straps and will continue to appreciate its famed Rhino toughness. RHINO MAX winch straps have a working load limit (WLL) of 6,670 pounds, 23 percent greater than the current industry standard of 5,400 pounds unless noted otherwise.

Stronger than its Rhino Web predecessor, RHINO MAX load securement straps are treated with the same award-winning abrasion-resistant chemical coating that made Rhino Web a favorite of fleets and owner-operators looking for a strap capable of standing up to severe-duty environments. The new straps also retain the famous rhino-gray color.

WARNING: Only trained, knowledgeable personnel should use tie down straps. It is operator's responsibility to use appropriate type and number of straps for the load being secured. Webbing straps must be protected when used on rough or sharp objects. Straps that are cut, worn or damaged shall not be used and shall be replaced immediately. All strap assemblies shall be inspected prior to each use. The use of "Cheater bars" or other means of increasing leverage on a ratchet buckle handle or winch, other than a Kinedyne approved device, can cause serious injury to the user and/or bystander. Webbing straps are rated for use in temperature range from +194 degrees F (+90°C) to -40 degrees F (-40°C). Straps should be stored out of direct sun and away from damaging chemicals when not in use. Ensure load is stable before tightening or releasing tension in a strap assembly.

WINCH STRAPS – RHINO MAX

	262723 263023	27' 30'	2" Webbing With FE7915-1 Flat Hook & 2054GK Webbing Working Load Limit: 4,000 lbs./1814 kgs.
	2630D4	30'	2" Webbing With 80180 Wire Hook & 2054GK Webbing Working Load Limit: 4,000 lbs./1814 kgs.
	363021	30'	3" Webbing With 1021 Flat Hook, Abrasion Clip & 3054GK Webbing Working Load Limit: 5,400 lbs./2450 kgs.
	4627D3 4630D3	27' 30'	4" Webbing With 1028 Flat Hook, Abrasion Clip & 4054GKW Webbing Working Load Limit: 6,670 lbs./3025 kgs.
	363040	30'	3" Webbing With 3705-3 Chain Anchor & 3054GK Webbing Working Load Limit: 5,400 lbs./2450 kgs.
	4627C7 4630C7	27' 30'	4" Webbing With 3705-8 (30") Chain Anchor & 4054GKW Webbing Working Load Limit: 6,670 lbs./3025 kgs.
	462710 463010	27' 30'	4" Webbing With 1026 Delta Ring & 4054GKW Webbing Working Load Limit: 6,670 lbs./3025 kgs.

NOTE: "Rhino Max" products are not available for custom stenciling.



Kinedyne Winches

WINCHES & WINCH TRACK

WINCHES

STANDARD HEIGHT WINCHES are for bottom mounting only.

LOW PROFILE WINCHES are designed for side mounting.

STORABLE WINCHES are for bottom mounting and offer added capacity for storing up to 40' of webbing.

Kinedyne winches provide a method for securing cargo on flatbed trailers and other vehicles. Kinedyne offers a wide variety of styles to ensure the correct winch is available for each application.

All winches are designed to meet the requirements of the Department of Transportation (DOT), California Highway Patrol (CHP), Canadian 905, North American Cargo Securement (NACS) and Web Sling & Tie Down Association (WSTDA) regulations and standards. Kinedyne offers a broad range of winches for use with either 2", 3" or 4" web straps, cable, or a combination of both.

All winches are produced as right-hand models unless noted otherwise.

Some of our more popular winches are available with a galvanized finish as noted by the "G" suffix.

Working Load Limit for all winches is 5,500 lbs/2500 kgs. unless otherwise noted. The orientation of the winches in these photographs is for display purposes only and does not represent recommended installation.

WARNING: When tightening or loosening winches, always maintain a firm grip on the winch bar. Ensure load is stable before tightening or releasing tension in a strap assembly. Never release a winch bar without checking the pawl to ensure that it is fully engaged between ratchet teeth. Releasing a winch bar without the pawl being properly engaged can cause serious injury to the user or bystanders. The use of slip resistant handle winch bar, specifically designed to tighten or loosen winches, is recommended. Kinedyne winch bars (page 18) shall be used to tension and release tie-down assemblies. Use of any unspecified leverage increasing device, such as a cheater bar, can generate enough force to break a piece of cargo control equipment. The release of energy when a piece of cargo control equipment breaks can cause serious injury or death to you or bystanders. User shall stand clear of the winch bar handle during operation of the winch bar in case the winch bar slips. The tip of the winch bar shall be inserted through both holes in the end cap to prevent the winch bar from "slipping out" and overloading the tip and/or end cap. Winches shall not be loaded in excess of their working load limit. Winches shall not be used as a pulling or lifting device. **CAUTION:** Excessive wraps of webbing on the mandrel will reduce the working load limit of the winch.

PRODUITS POUR REMORQUES À PLATEAU • PRODUCTOS PARA EQUIPOS ABIERTOS

PRODUITS POUR REMORQUES À PLATEAU • PRODUCTOS PARA EQUIPOS ABIERTOS

WELD-ON WEBBING WINCHES

Weld-on winches are designed to be permanently mounted in a fixed position.



1820 – Standard



1820S – Storable



7820 – Low Profile
7820G – Galvanized

PORTABLE WEBBING WINCHES

Portable winches allow flexibility of winch placement along the trailer side channel.



1820P2 – Standard



7820P2 – Low Profile

WARNING: Remove and store the portable winch whenever it is not in use. If the portable winch is not removed, it can fall off the vehicle during travel, risking injury or death to other drivers or bystanders.

SLIDING WEBBING WINCHES & TRACK

Sliding winches move easily in both directions for positioning in the track, but lock firmly in place when tension is applied to the webbing. Sliding winches must be used with Kinedyne winch track (part numbers 3606 and 3607).



5820SD – Storable with small disc

5820SDG – Galvanized



2820 – Standard



3820SPC – Standard
3820SPCG – Galvanized



5820 – Storable
5820G – Galvanized
5820ZP – Zinc Plated



3820 – Standard



3820SDSPC
Standard with small disc
3820SDSPCG
Galvanized



3606FHR
Flat Hook Receiver



14011G
Galvanized – Three-Bar sliding



3606
Steel – 6' length
3606-12 – 12' length



3607
Aluminum – 6' length

DOUBLE “L” SLIDING WINCHES AND WINCH TRACK

The sliding webbing winch and track combination provide an efficient and flexible securement system. The winch moves easily in both directions, but locks firmly in place when tension is applied. Sliding winches must be used with Kinedyne 3608 winch track.

NOTE: All series 1020 winches covered under U.S. Patent Number 5,853,164



1020 – Standard
1020ZP – Zinc Plated



1020S – Storable
1020SZP – Zinc Plated
1020SG – Galvanized



10203B – 3-Bar



1020LP – Low Profile



3608FHR – Flat Hook Receiver



3608 – Aluminum
Standard length 10'

COMBINATION WINCHES

Double-duty combination winches are designed to be used with webbing or wire cable.

Cable Working Load Limit: 3,335 lbs./1515 kgs.

Web Working Load Limit: 5,000 lbs./2270 kgs.



1020C – Combination, Sliding



13008 – Standard, Weld On with 5/8" diameter x 2" long post



13002 – Low Profile, Weld On with 5/8" diameter x 1" long post

BOLT-ON WEBBING WINCHES

Bolt-on winches are designed to bolt onto side rail and bottom flange of side rail.



12004SP – Side Mount



12004BM – Bottom Mount

3 BAR WINCHES

The unique 3 bar winch reel design allows for easy strap insertion, even when strap ends are frayed or slots have ice build-up.

Working Load Limit: 5,000 lbs./2270 kgs.



14001



14006

14006NP – Standard, No Paint



14011G – 3 Bar Sliding Galvanized

LEG BRACKET WINCHES

Leg bracket winches are designed to be side mounted on trailers.



12004 – For use with Webbing only

WELD-ON CABLE WINCH

With 1/2" diameter hole for cable attachment.

Working Load Limit: 3,335 lbs./1513 kgs.



9820H

END BOX CABLE WINCH

This special end-box cable winch is designed to be mounted on the end of trailers. With 5/8" diameter x 2" long post.

Working Load Limit: 5,000 lbs./2500 kgs.

Weight: 15.8 lbs./7.8 kgs.



12016

LASHING WINCH

This versatile winch can be welded or bolted in place like a standard winch, but offers the quick release and easy operation of a ratchet buckle. 1-1/8" hex wrench required.

Working Load Limit: 3,335 lbs./1513 kgs.

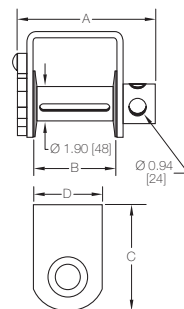
Weight: 3.8 lbs./1.7 kgs.



1880

INSTALLATION INFORMATION

All winches shall be installed so the user can see the pawl, to ensure proper engagement. Additionally, the winch shall be positioned so the pawl drops between the ratchet teeth by gravity. Winches shall never be installed in a position where the user cannot see the pawl engagement, or where they must hold the pawl to engage the ratchet tooth. All winches, except portable and sliding styles, must be welded or bolted to the vehicle structure. Minimum welding requirements are 1/4" fillet weld, 4" long on both sides of the frame and 1/8" penetration. If winches are installed in track, the track shall be attached to vehicle structural members. The vehicle structure should have equal or greater strength than the winch. For more detailed track mounting instructions contact your Kinedyne Sales Representative.



WINCH SPECIFICATIONS

Part Number	A Overall Length (inches)	B Inside Frame (inches)	C Overall Height (inches)	D Frame Width (inches)	Weight (lbs.)	Weight (kgs.)
1020	7.6	4.88	5.87	3.94	7.8	3.5
1020C	9.5	4.96	6.36	3.54	10.0	4.5
1020ZP	8.5	4.88	5.87	3.94	8.8	4.0
1020LP	7.74	4.88	5.24	3.94	8.4	3.8
1020S	7.8	4.88	6.89	3.94	11.2	5.0
10203B	9.9	6.50	4.91	3.94	12.6	5.7
1820	7.82	4.88	5.51	3.54	8.0	3.6
1820P2	7.68	4.88	5.51	3.54	9.4	4.3
1820S	7.71	4.88	6.50	3.54	8.8	4.0
1880	5.0	2.13	4.02	2.93	3.8	1.7
2820	10.57	7.75	6.13	4.00	12.0	5.5
3606FHR	6.25	5.00	6.25	4.00	6.0	2.7
3608FHR	6.25	5.00	5.25	4.00	7.5	3.4
3820	7.66	4.88	5.98	3.94	9.2	4.2
3820SPC	7.66	4.88	6.50	4.00	9.7	4.4
3820SPCG	7.66	4.88	6.50	4.00	9.7	4.4
3820SDSPC	7.75	4.88	6.50	3.94	10.3	4.7
3820SDSPCG	7.75	4.88	6.50	3.94	10.3	4.7
5820	7.68	4.88	7.72	3.94	10.1	4.6

Part Number	A Overall Length (inches)	B Inside Frame (inches)	C Overall Height (inches)	D Frame Width (inches)	Weight (lbs.)	Weight (kgs.)
5820G	7.68	4.88	7.72	3.94	10.1	4.6
5820ZP	7.68	4.88	7.72	3.94	10.1	4.6
5820SD	7.68	4.88	7.72	3.94	10.7	4.9
5820SDG	7.68	4.88	7.72	3.94	10.7	4.9
7820	7.68	4.88	4.33	3.94	8.1	3.7
7820G	7.68	4.88	4.33	3.94	8.1	3.7
7820P2	7.68	4.88	4.33	3.94	9.2	4.2
9820H	7.66	4.88	5.51	3.54	9.6	4.4
12004	7.77	4.88	4.78	3.75	6.0	2.7
12004BM	7.88	4.88	6.88	3.50	8.2	3.7
12004SP	7.77	4.88	6.02	4.69	8.7	4.0
12016	7.56	7.24	10.00	3.94	15.8	7.8
13002	9.27	6.50	4.33	3.94	16.0	7.3
13008	9.27	6.50	5.71	3.54	10.7	4.9
14001	10.24	6.53	4.25	3.94	11.6	5.2
14001NP	10.24	6.53	4.25	3.94	11.6	5.2
14006	10.12	6.54	5.50	4.00	13.3	6.0
14006NP	10.12	6.54	5.50	4.00	13.3	6.0
14011G	10.24	6.50	6.89	3.94	15.4	7.0
14011NP	10.24	6.50	6.89	3.94	15.4	7.0

WINCH BARS

All winch bars feature a knurled non-slip handle and a tapered, carbon-steel nose piece for strength and easy operation. Combination bars have modified handles for use in releasing lever chain binders.



Winch Bar Slip Resistant Tip




The EASE-Z Winch bar allows for rotating the bar 360 degrees without having to remove it, for easier leveraging to tension a strap. Does not require user to use forceful upward or downward angles. The mushroom tip helps keep the bar from slipping out of the winch cap. These EASE-Z winch bars are steel and painted orange.

U.S. Patent 7,740,232
CA Patent 2,652,941


EASE-Z WINCH BARS



80177 – Standard, (Painted Orange), Overall Length: 34"



80178 – Combination, (Painted Orange), Overall Length: 34"



80179 – Combination Box End, (Painted Orange), Overall Length: 39"

WARNING: See warnings on page 21 for proper use of Winch Bars and Winches

PRODUITS POUR REMORQUES À PLATEAU • PRODUCTOS PARA EQUIPOS ABIERTOS

PRODUITS POUR REMORQUES À PLATEAU • PRODUCTOS PARA EQUIPOS ABIERTOS

STANDARD WINCHES



37030 – Standard Bar (Painted), Length: 35.25"



37031 – Standard Bar (Chrome Plated), Length: 35.25"



10032 – Combination Bar, Box type end (Painted), Length: 40"



37033 – Combination Bar, Wide Mouth (Chrome Plated), Length: 32.75"



10033 – Combination Bar, Box type end (Chrome Plated), Length: 40"

WARNING: See warnings on page 21 for proper use of Winch Bars and Winches

STRAP WINDERS & STORAGE

KWIK WINDER

The Kwik Winder is a great tool for all flatbeds equipped with winches. Once the trailer has been unloaded, the Kwik Winder allows drivers to wind the straps onto the mandrel of the winch in a fraction of the time it takes to do it by hand. This essential tool easily recoils straps, saves time and gets drivers back on the road quickly.

10092



KwikWinder



STANDARD STRAP WINDER

Standard Strap Winders are made of all steel construction with zinc plating. They easily clamp to trailer side rail, quickly wind 2" - 4" straps and conveniently disassemble for storage.



10094

PREMIUM STRAP WINDER

Premium Strap Winders are made of all steel construction with zinc plating. They are easily fitted to trailer side rail and can be wound in either direction. Winder will quickly wind 2" - 4" straps and conveniently disassemble for storage.



Premium Strap Winder



10091

STRAP PAK RATCHET ACCESSORY

Bag It, Don't Drag It!™

The StrapPak® by Kinedyne offers a quick and inexpensive way to secure the loose end of your straps.

- Attach to any standard 2" ratchet strap
- Safely secure excess web on ratchet straps up to 30 feet in length
- Can be used on any open-air or enclosed trailer or utility truck

You will never again have to use duct tape or cable ties to secure the loose end of your straps. The StrapPak also serves as a convenient storage solution for your strap when it is not in use.




Problem

Solution

Operation of StrapPak to Secure Loose End of Strap Assembly

1. Open ratchet to approximately 120° angle (Figure #1).
2. Starting with free end of strap fold over approximately 6" of material and continue folding excess web to create a flat loop as shown (Figure #2).
3. Insert flat loop of web material into open end of StrapPak as shown (Figure #3).
4. Close the ratchet handle. Top of bag will remain secure when held in place by ratchet handle in fully closed position (Figure #4).



NOTE: All of the Preassembled versions of the StrapPak are covered under U.S. Patent Number 7,681,286.

2" RATCHET STRAP WITH 804 WIDE HANDLE & FLAT HOOKS		
512720PAK	With 1015 Flat Hooks & 2084FK Webbing	27'
513020PAK	Working Load Limit: 3,335 lbs./1513 kgs.	30'

2" RATCHET STRAP WITH 803 LONG WIDE HANDLE & FLAT HOOKS		
572720PAK	With 1015 Flat Hooks & 2084FK Webbing	27'
573020PAK	Working Load Limit: 3,335 lbs./1513 kgs.	30'

2" RATCHET STRAP WITH 804 WIDE HANDLE & WIRE HOOKS		
513060PAK	With 1007 Wire Hooks & 2084FK Webbing	30'
512784PAK	Working Load Limit: 1,670 lbs./750 kgs.	
513084PAK	With 1006 Wire Hooks & 2084FK Webbing	27'
	Working Load Limit: 3,335 lbs./1513 kgs.	30'

StrapPak - AFTERMARKET BAG	
15602	StrapPak Aftermarket bag Installs on any 2" ratchet strap already in service.

REPLACEMENT PARTS	
519920PAK	Fixed End Replacement with StrapPak Bag preassembled on strap. For use with all 2" ratchet strap assemblies.



Kinedyne Ratchet Straps are designed to handle most types of flatbed tie-down requirements.

Kinedyne ratchet straps are designed to handle most types of flatbed tie-down requirements. Ratchet straps have an 18" fixed end as standard. Special length fixed ends are available as a special order. All ratchet straps are labeled to meet CVSA guidelines, CHP standards, North American Cargo Securement Standards, DOT regulations and WSTDA recommended standards. Alternate end hardware available, see Hardware Products.


WARNING: Only trained, knowledgeable personnel should use tie down straps. It is operator's responsibility to use appropriate type and number of straps for the load being secured. Webbing straps must be protected when used on rough or sharp objects. Straps that are cut, worn or damaged shall not be used and shall be replaced immediately. All strap assemblies shall be inspected prior to each use. The use of "Cheater bars" or other means of increasing leverage on a ratchet buckle handle or winch, other than a Kinedyne approved device, can cause serious injury to the user and/or bystander. Webbing straps are rated for use in temperature range from +194 degrees F (+90°C) to -40 degrees F (-40°C). Straps should be stored out of direct sun and away from damaging chemicals when not in use. Ensure load is stable before tightening or releasing tension in a strap assembly.



Flat Hook



Chain Anchor



Wire Hook

RATCHET STRAPS

2" RATCHET STRAP WITH 802 STANDARD HANDLE

	532720 533020	27' 30'	With 1015 Flat Hooks & 2084FK Webbing Working Load Limit: 3,335 lbs./1513 kgs.
	533039	30'	With 3705-2 Chain Anchors & 2084FK Webbing Working Load Limit: 3,335 lbs./1513 kgs.
	533060	30'	With 1007 Wire Hooks & 2084FK Webbing Working Load Limit: 1,670 lbs./757 kgs.

2" RATCHET STRAP WITH 804 WIDE HANDLE

	512720 513020	27' 30'	With 1015 Flat Hooks & 2084FK Webbing Working Load Limit: 3,335 lbs./1513 kgs.
	512739 513039	27' 30'	With 3705-2 Chain Anchors & 2084FK Webbing Working Load Limit: 3,335 lbs./1513 kgs.
	513060	30'	With 1007 Wire Hooks & 2084FK Webbing Working Load Limit: 1,670 lbs./757 kgs.
	512784 513084	27' 30'	With 1006 Wire Hooks & 2084FK Webbing Working Load Limit: 3,335 lbs./1513 kgs.

2" RATCHET STRAP WITH 803 LONG WIDE HANDLE

	572720 573020	27' 30'	With 1015 Flat Hooks, Abrasion Clip & 2084FK Webbing Working Load Limit: 3,335 lbs./1513 kgs.
--	------------------	------------	--

3" RATCHET STRAP WITH 806 LONG HANDLE

	552721 553021	27' 30'	With 1021 Flat Hooks & 3084FK Webbing Working Load Limit: 5,400 lbs./2450 kgs.
	552740 553040	27' 30'	With 3705-3 Chain Anchors & 3084FK Webbing Working Load Limit: 5,400 lbs./2450 kgs.
	553036	30'	With 1016 Narrow Hooks & 3084FK Webbing Working Load Limit: 5,400 lbs./2450 kgs.

4" RATCHET STRAP WITH 808 LONG HANDLE




	592721 593021	27' 30'	With 1021 Flat Hooks, Abrasion Clip & 4084FK Webbing Working Load Limit: 5,400 lbs./2450 kgs.
	593040	30'	With 3705-3 Chain Anchors & 4084FK Webbing Working Load Limit: 5,400 lbs./2450 kgs.
	592736 593036	27' 30'	With 1016 Wire Hooks & 4084FK Webbing Working Load Limit: 6,670 lbs./3025 kgs.

Custom stenciling available on most strap assemblies and bulk webbing. Contact Customer Service for price and delivery.



The new K-FORCE straps are engineered to manage heavier loads and employ more polyester material in the body of the strap than Kinedyne's standard gold with black edge webbing. K-FORCE ratchet straps have higher working load limit (WLL) than the standard Kinedyne gold with black edge webbing.

2" RATCHET STRAP WITH 4,000 LBS. WLL

	922723 923023	27' 30'	With Flat Hooks Working Load Limit: 4,000 lbs./1814 kgs.
	9227D4 9230D4	27' 30'	With Wire Hooks Working Load Limit: 4,000 lbs./1814 kgs.
	9227D5 9230D5	27' 30'	With 18" Long Chain Anchor Working Load Limit: 4,000 lbs./1814 kgs.

4" RATCHET STRAP WITH 6,670 LBS. WLL

	9427D3 9430D3	27' 30'	With Flat Hooks Working Load Limit: 6,670 lbs./3025 kgs.
---	------------------	------------	---

INCREASED WORKING LOAD LIMITS

2" RATCHET STRAP 4,000 LBS.
4" RATCHET STRAP 6,670 LBS.




The new RHINO MAX™ brand of ratchet straps will replace Kinedyne's award-winning abrasion-resistant Rhino Web line. With RHINO MAX, users can secure heavier loads with fewer straps and will continue to appreciate its famed Rhino toughness. RHINO MAX ratchet straps have a WLL of 4,000 pounds, 20 percent greater than the current industry standard of 3,335 pounds. The new straps also retain the famous rhino-gray color and the same award-winning abrasion-resistant chemical coating.

2" RATCHET STRAP WITH RHINO MAX WITH 804 HANDLE

	562723 563023	27' 30'	With FE7915-1 Flat Hooks & 2054GKW Webbing Working Load Limit: 4,000 lbs./1814 kgs.
	5627D5 5630D5	27' 30'	With 80181 Chain Anchors & 2054GKW Webbing Working Load Limit: 4,000 lbs./1814 kgs.
	563060	30'	With 1007 Wire Hooks & 2054GK Webbing Working Load Limit: 1,670 lbs./757 kgs.
	5627D4 5630D4	27' 30'	With 80180 Wire Hooks & 2054GKW Webbing Working Load Limit: 4,000 lbs./1814 kgs.

2" RATCHET STRAP WITH RHINO MAX WITH 803 WIDE HANDLE

	582723 583023	27' 30'	With FE7915-1 Flat Hooks & 2054GKW Webbing Working Load Limit: 4,000 lbs./1814 kgs.
---	------------------	------------	--

RATCHET STRAP REPLACEMENT SECTIONS

Other custom additional fixed end replacements and adjustable end replacements can be manufactured using any of the hardware in the Hardware Products section. (See page 74)

FIXED END REPLACEMENTS

Part No.	Buckle	Webbing	End Fitting
29V9923	802	2054	FE7915-1
29V99D5	802	2054	80181
519920	804	2084	1015
519939	804	2084	3705-2
519960	804	2084	1007
519984	804	2084	1006
539920	802	2084	1015
539939	802	2084	3705-2
539960	802	2084	1007
559921	806	3084	1021
559940	806	3084	3705-3
559950	806	3084	3704
569923	804	2054	FE7915-1
5699D5	804	2054	80181
5699D4	804	2054	80180
579920	803	2084	1015
589923	803	2054	FE7915-1
599921	808	4084	1021
599936	808	4084	1016
24Q99D3	808	4054	1028
77F9920	-	2084	1015
77F9939	-	2084	3705-2
77F9960	-	2084	1007
77F9984	-	2084	1006
77Q99D3	-	4054	1028
77T9921	-	3084	1021
77T9940	-	3084	3705-3
77T9950	-	3084	3704
77U9921	-	4084	1021
77U9936	-	4084	1016
77V9923	-	2054	FE7915-1
77V99D5	-	2054	80181

ADJUSTABLE END REPLACEMENTS

Part No.	Webbing	End Fitting	Length (Ft.)
222520	2084	1015	25
222539	2084	3705-2	25
222584	2084	1006	25
222820	2084	1015	28
222839	2084	3705-2	28
222884	2084	1006	28
262523	2054	FE7915-1	25
2625D5	2054	80181	25
2625D4	2054	80180	25
262823	2054	FE7915-1	28
2628D5	2054	80181	28
2628D4	2054	80180	28
40T2521	3084	1021	25
40T2540	3084	3705-3	25
40T2550	3084	3704	25
40T2821	3084	1021	28
40T2840	3084	3705-3	28
40T2850	3084	3704	28
40U2521	4084	1021	25
40U2536	4084	1016	25
40U2821	4084	1021	28
40U2836	4084	1016	28
462534	4054	1028	25
462834	4054	1028	28

PRODUITS POUR REMORQUES À PLATEAU • PRODUCTOS PARA EQUIPOS ABIERTOS

PRODUITS POUR REMORQUES À PLATEAU • PRODUCTOS PARA EQUIPOS ABIERTOS

UTILITY STRAPS

These general purpose utility straps are made from 1" wide webbing and are available with either Ratchet or Cam Buckle hardware. Several end-fittings are available including Wire Hook, D-Ring and Vinyl Coated S-Hooks. The straps are packaged in a retail friendly bag and header card format. All straps below are packaged as shown.

Note: Header cards feature English/French on front and English/Spanish on back.



1" UTILITY STRAP WITH 800 RATCHET

	711281PK	12'	With 1003 Wire Hooks & 1000E Webbing Working Load Limit: 835 lbs./380 kgs.
	711681PK	16'	
	712081PK	20'	
	711281/45PK	12'	With 1003 Wire Hooks, 1703 D-Rings & 1000E Webbing Working Load Limit: 835 lbs./380 kgs.
	711681/45PK	16'	
	712081/45PK	20'	
	711386PK	13'	With C1003 Wire Hooks & 1000E Webbing Working Load Limit: 167 lbs./76 kgs.
	710987PK	9'	With 1101 Vinyl Coated S Hooks & 1000E Webbing Working Load Limit: 500 lbs./230 kgs.
	711587PK	15'	

1" UTILITY STRAP WITH 605 CAM BUCKLE

	750687PK	6'	With 1101 Vinyl Coated S Hooks & 1000E Webbing Working Load Limit: 400 lbs./185 kgs.
	751587PK	15'	

1" UTILITY STRAP WITH 810 RATCHET

	760987PK	9'	With 1101 Vinyl Coated S Hooks & 1010P Webbing Working Load Limit: 500 lbs./230 kgs.
	761587PK	15'	

CHAIN, BULK & ASSEMBLIES



Transportation chain comes in several different sizes and options; precut with grab hooks and bulk chain in barrels.

NOTE: As per NACM standards, all Breaking Strengths for Grade 30 & 70 chain and chain accessories are calculated at FOUR times the Working Load Limit. Grade 43 chains and chain accessories are calculated at THREE times the Working Load Limit.



BULK CHAIN 10023

Material: Grade 30
Size: 1/4" x 800'
Working Load Limit: 1,300 lbs./590 kgs.
Barrel Weight: 550 lbs./250 kgs.



BULK CHAIN 10025

Material: Grade 70
Size: 1/4" x 800'
Working Load Limit: 3,150 lbs./1430 kgs.
Barrel Weight: 524 lbs./238 kgs.

10025-141

Size: 1/4" x 141'
Barrel Weight: 93.6 lbs./42.5 kgs.



BULK CHAIN 10034

Material: Grade 70
Size: 5/16" x 550'
Working Load Limit: 4,700 lbs./2135 kgs.
Barrel Weight: 584 lbs./265.5 kgs.

10034-092

Size: 5/16" x 92'
Barrel Weight: 91.4 lbs./41.5 kgs.



BULK CHAIN 10038

Material: Grade 70
Size: 3/8" x 400'
Working Load Limit: 6,600 lbs./3000 kgs.
Barrel Weight: 565 lbs./257 kgs.

10038-060

Size: 3/8" x 60'
Barrel Weight: 85.9 lbs./39 kgs.



BULK CHAIN 10050

Material: Grade 70
Size: 1/2" x 200'
Working Load Limit: 11,300 lbs./5126 kgs.
Barrel Weight: 526 lbs./239 kgs.

PRECUT CHAIN WITH GRAB HOOKS IN A BARREL

10050-16BRL

Size: 1/2" x 16'
Quantity: 12 pieces
Assembly Weight: 42.9 lbs./19.5 kgs.
Barrel Weight: 525 lbs./238.6 kgs.

10050-20BRL

Size: 1/2" x 20'
Quantity: 10 pieces
Assembly Weight: 54.1 lbs./24.6 kgs.
Barrel Weight: 551 lbs./250.5 kgs.

5/16" CHAIN GRADE 70**PRECUT CHAIN WITH GRAB HOOKS IN A BOX**

10034-16BX
Material: Grade 70
Size: 5/16" x 16'
Working Load Limit: 4,700 lbs./2135 kgs.
Assembly Weight: 17.5 lbs./7.9 kgs.



10034-20BX
Material: Grade 70
Size: 5/16" x 20'
Working Load Limit: 4,700 lbs./2135 kgs.
Assembly Weight: 22.0 lbs./10.0 kgs.



10034-25BX
Material: Grade 70
Size: 5/16" x 25'
Working Load Limit: 4,700 lbs./2135 kgs.
Assembly Weight: 27.3 lbs./12.4 kgs.

**PRECUT CHAIN WITH GRAB HOOKS IN A BARREL**

Material: Grade 70

10034-16BRL
Size: 5/16" x 16'
Working Load Limit: 4,700 lbs./2135 kgs.
Quantity: 30 Pieces
Assembly Weight: 17.5 lbs./7.9 kgs.
Barrel Weight: 527 lbs./239.5 kgs.

10034-20BRL
Size: 5/16" x 20'
Working Load Limit: 4,700 lbs./2135 kgs.
Quantity: 25 Pieces
Assembly Weight: 21.7 lbs./9.9 kgs.
Barrel Weight: 551 lbs./250.5 kgs.

10034-25BRL
Size: 5/16" x 25'
Working Load Limit: 4,700 lbs./2135 kgs.
Quantity: 20 Pieces
Assembly Weight: 27.3 lbs./12.4 kgs.
Barrel Weight: 530 lbs./240.9 kgs.

3/8" CHAIN GRADE 70**PRECUT CHAIN WITH GRAB HOOKS IN A BOX**

10038-16BX
Material: Grade 70
Size: 3/8" x 16'
Working Load Limit: 6,600 lbs./3000 kgs.
Assembly Weight: 27.2 lbs./12.4 kgs.



10038-20BX
Material: Grade 70
Size: 3/8" x 20'
Working Load Limit: 6,600 lbs./3000 kgs.
Assembly Weight: 33.0 lbs./15.0 kgs.



10038-25BX
Material: Grade 70
Size: 3/8" x 25'
Working Load Limit: 6,600 lbs./3000 kgs.
Assembly Weight: 37.3 lbs./17.6 kgs.

**PRECUT CHAIN WITH GRAB HOOKS IN A BARREL**

Material: Grade 70

10038-16BRL
Size: 3/8" x 16'
Working Load Limit: 6,600 lbs./3000 kgs.
Quantity: 25 Pieces
Assembly Weight: 27.2 lbs./12.4 kgs.
Barrel Weight: 618 lbs./280.9 kgs.

10038-20BRL
Size: 3/8" x 20'
Working Load Limit: 6,600 lbs./3000 kgs.
Quantity: 20 Pieces
Assembly Weight: 29.7 lbs./13.5 kgs.
Barrel Weight: 614 lbs./279.1 kgs.

10038-25BRL
Size: 3/8" x 25'
Working Load Limit: 6,600 lbs./3000 kgs.
Quantity: 15 Pieces
Assembly Weight: 37.3 lbs./17.6 kgs.
Barrel Weight: 570 lbs./259.1 kgs.

CHAIN BINDERS

Kinedyne chain binders are made of formed steel, providing a quality chain binder at a competitive price. Our high quality chain binders stand tough against all weather and load conditions.

WARNING: Kinedyne Chain Binders are intended to be used by qualified, trained personnel in accordance with applicable load securement standards. Refer to WSTDA-T-6, FMCSA, NACM, and all other applicable Federal, State, Provincial and industry regulations for load securement requirements. Kinedyne Chain Binders should be matched with equivalent chain size, chain WLL and grade of chain. Never exceed the working load limit (WLL) of any Kinedyne Chain Binder. The WLL of any tie-down assembly is only as strong as its weakest component, including the attachment points. Subjecting any Kinedyne Chain Binder to loads beyond its WLL can result in severe personal injury or death and/or damage to cargo. The design factor is based on destructive laboratory controlled testing, which will not be exactly duplicated during actual load and use. Kinedyne Chain Binders must not be used with cheater bars or other handle extenders to tension load. When required, Kinedyne recommends the use of a Kinedyne Combination Winch Bar for Kinedyne Lever Chain Binder load release only. Ensure load is stable before tightening or releasing tension.

**ADJUSTABLE LEVER BINDER with Locking Pin**

This binder has a built-in adjustment feature for a quick, easy and safe solution to attain proper tension. Simply rotate the adjustable end and extend or retract it to achieve the desired length. No more bouncing back and forth from one link to another trying to find a secure fit. The Adjustable Lever Binder comes equipped with a lock pin, making it one of the industry's safest binders.

NOTE: U.S. Patent Number 7,065,840 and 7,634,841, Canada Patent Number 2,571,337



10048-2
Locking Pin also sold separately.

10049

5/16" - 3/8" Chain
Working Load Limit: 5,400 lbs./2450 kgs.
Weight: 10.41 lbs./4.73 kgs.



WARNING: Kinedyne Chain Binders must not be used with cheater bars or other handle extenders to tension load. When required, Kinedyne recommends the use of a Kinedyne Combination Winch Bar for Kinedyne Lever Chain Binder load release only.

LEVER CHAIN BINDER

Quick and easy to operate standard overcenter lever chain binder.

10036
5/16" - 3/8" Chain
Working Load Limit: 5,400 lbs./2450 kgs.
Weight: 8.1 lbs./3.7 kgs.

10036MD
5/16" - 3/8" Chain
Working Load Limit: 6,600 lbs./3000 kgs.
Weight: 7.81 lbs./3.5 kgs.

10036HD
3/8" - 1/2" Chain
Working Load Limit: 9,200 lbs./4180 kgs.
Weight: 12.4 lbs./5.6 kgs.

10036XHD
1/2" - 5/8" Chain
Working Load Limit: 13,000 lbs./5190 kgs.
Weight: 19.4 lbs./8.8 kgs.

10046
1/4" - 5/16" Chain
Working Load Limit: 2,600 lbs./1180 kgs.
Weight: 3.5 lbs./1.6 kgs.

**LEVER BINDER LOK**

Prevents binder from opening. Wire rope with lock plate.



80146



80146PK
2 per package

WARNING: Kinedyne Chain Binders must not be used with cheater bars or other handle extenders to tension load. When required, Kinedyne recommends the use of a Kinedyne Combination Winch Bar for Kinedyne Lever Chain Binder load release only.

RECOILLESS CHAIN BINDER

Recoilless and easy to operate chain binder locks securely when binding or releasing, without extra tools.

10039

5/16" - 3/8" Chain
Working Load Limit: 5,400 lbs./2450 kgs.
Weight: 8.9 lbs./4.0 kgs.

WARNING: Kinedyne Chain Binders must not be used with cheater bars or other handle extenders to tension load.



RATCHET CHAIN BINDER

Easy to operate ratchet binder locks securely when binding or releasing, without extra tools.

10047

1/4" - 5/16" Chain
Working Load Limit: 2,600 lbs./1180 kgs.
Weight: 3.7 lbs./1.7 kgs.

10035

5/16" - 3/8" Chain
Working Load Limit: 5,400 lbs./2450 kgs.
Weight: 10.0 lbs./4.5 kgs.

10035MD

5/16" - 3/8" Chain
Working Load Limit: 6,600 lbs./3000 kgs.
Weight: 9.84 lbs./4.5 kgs.

10035HD

3/8" - 1/2" Chain
Working Load Limit: 9,200 lbs./4180 kgs.
Weight: 12.9 lbs./5.9 kgs.

10035XHD

1/2" - 5/8" Chain
Working Load Limit: 13,000 lbs./5910 kgs.
Weight: 15.4 lbs./7.0 kgs.



WARNING: Kinedyne Chain Binders must not be used with cheater bars or other handle extenders to tension load.

SAF-T-BINDER

Kinedyne, tasked with investigating the tension that a typical Ratchet Binder can put on chain links from various manufacturers, discovered that a cheater bar and an average size driver can exhibit more tension than the actual chain can absorb (i.e. exceed the Working Load Limit of the Chain). The non-recommended use of a cheater bar can result in personal injury and broken chain. Kinedyne's Saf-T-Binder (named for its shorter aggressive "T" handle) delivers exactly what the industry needs – a safer secure load. With the shortened "T" handle, a 120 lb. force applied to the handle will result in 5,400 lbs. of chain tension. The "T" handle is the Fleet Safety Manager's solution to eliminate the use of extenders/cheater bars.

10035T

5/16" - 3/8" Chain
Working Load Limit: 5,400 lbs./2,450 kgs.
Weight: 10.60 lbs./4.80 kgs.



WARNING: Kinedyne Chain Binders must not be used with cheater bars or other handle extenders to tension load.



CHAIN ACCESSORIES

CLEVIS GRAB HOOK



CARBON High Test Grade 43
 Made with forged carbon steel and a clear zinc plated finish.

ITEM	SIZE	WORKING LOAD LIMIT	WEIGHT
101-10250	1/4"	2,600 lbs./1180 kgs.	0.41 lbs./0.19 kgs.
101-10312	5/16"	3,900 lbs./1770 kgs.	0.71 lbs./0.32 kgs.
101-10375	3/8"	5,400 lbs./2450 kgs.	1.38 lbs./0.63 kgs.
101-10500	1/2"	9,200 lbs./4175 kgs.	2.56 lbs./1.16 kgs.

ALLOY Grade 70
 Made with forged alloy steel and a zinc plated finish.

ITEM	SIZE	WORKING LOAD LIMIT	WEIGHT
10025GH	1/4"	3,150 lbs./1430 kgs.	0.41 lbs./0.19 kgs.
10034GH	5/16"	4,700 lbs./2135 kgs.	0.80 lbs./0.36 kgs.
10038GH	3/8"	6,600 lbs./3000 kgs.	1.10 lbs./0.50 kgs.
10050GH	1/2"	11,300 lbs./5126 kgs.	2.56 lbs./1.16 kgs.

GRAB HOOK WITH STOPPERS



ALLOY Grade 70
 Made with forged alloy steel and a zinc plated finish.

ITEM	SIZE	WORKING LOAD LIMIT	WEIGHT
101-17312	5/16"	4,700 lbs./2135 kgs.	1.0 lbs./0.45 kgs.
101-17375	3/8"	6,600 lbs./3000 kgs.	1.3 lbs./0.59 kgs.

SHACKLE WITH CLEVIS ROUND PIN



Made with forged carbon steel and a galvanized finish.

ITEM	SIZE	WORKING LOAD LIMIT	WEIGHT
101-11500	1/2"	4,000 lbs./1815 kgs.	0.65 lbs./0.30 kgs.
101-11625	5/8"	6,500 lbs./2950 kgs.	1.05 lbs./0.48 kgs.

SCREW PIN ANCHOR SHACKLE



Made with forged carbon steel and a galvanized finish.

ITEM	SIZE	WORKING LOAD LIMIT	WEIGHT
101-12250	1/4"	1,000 lbs./454 kgs.	0.13 lbs./0.06 kgs.
101-12312	5/16"	1,500 lbs./680 kgs.	0.20 lbs./0.10 kgs.
101-12375	3/8"	2,000 lbs./909 kgs.	0.31 lbs./0.14 kgs.
101-12437	7/16"	3,000 lbs./1360 kgs.	0.44 lbs./0.20 kgs.
101-12500	1/2"	4,000 lbs./1815 kgs.	1.20 lbs./0.54 kgs.
101-12625	5/8"	6,500 lbs./2950 kgs.	1.20 lbs./0.55 kgs.
101-12750	3/4"	9,500 lbs./4310 kgs.	2.20 lbs./1.00 kgs.

TWIN CLEVIS



Made with forged carbon steel and a zinc finish. Grade 70.

ITEM	SIZE	WORKING LOAD LIMIT	WEIGHT
101-13312	5/16"	4,700 lbs./2135 kgs.	0.40 lbs./0.18 kgs.
101-13375	3/8"	6,600 lbs./3000 kgs.	0.50 lbs./0.23 kgs.

QUICK LINK



Made with zinc plated steel.

ITEM	SIZE	WORKING LOAD LIMIT	WEIGHT
101-14250	1/4"	880 lbs./400 kgs.	0.08 lbs./0.04 kgs.
101-14312	5/16"	1,200 lbs./545 kgs.	0.17 lbs./0.08 kgs.
101-14375	3/8"	1,700 lbs./773 kgs.	0.32 lbs./0.15 kgs.
101-14500	1/2"	3,000 lbs./1360 kgs.	0.52 lbs./0.24 kgs.

SLIP HOOKS



ALLOY Grade 70

Made with forged alloy steel and a zinc plated finish.

ITEM	SIZE	WORKING LOAD LIMIT	WEIGHT
101-15312	5/16"	4,700 lbs./2135 kgs.	0.88 lbs./0.40 kgs.
101-15375	3/8"	6,600 lbs./3000 kgs.	1.20 lbs./0.55 kgs.

SLIP HOOKS WITH CLIP/LATCH



ALLOY Grade 70

Made with forged alloy steel and a zinc plated finish.

ITEM	SIZE	WORKING LOAD LIMIT	WEIGHT
101-16312	5/16"	4,700 lbs./2135 kgs.	0.88 lbs./0.40 kgs.
101-16375	3/8"	6,600 lbs./3000 kgs.	1.26 lbs./0.60 kgs.

WEB SLINGS (EYE & EYE)

Two-Ply Polyester Web Slings manufactured, rated & tested per the Web Sling & Tie Down Association (WSTDA) Specifications for Synthetic Web Slings.



ITEM	SIZE	WORKING LOAD LIMIT/RATED CAPACITY
15500	2" x 8'	Vertical: 6,200 lbs./2800 kgs. Choker: 4,960 lbs./2240 kgs. Vertical Basket: 12,400 lbs./5600 kgs.
15501	2" x 12'	Vertical: 6,200 lbs./2800 kgs. Choker: 4,960 lbs./2240 kgs. Vertical Basket: 12,400 lbs./5600 kgs.
15502	2" x 20'	Vertical: 6,200 lbs./2800 kgs. Choker: 4,960 lbs./2240 kgs. Vertical Basket: 12,400 lbs./5600 kgs.

WARNING: Web Slings and Wire Rope Slings may be used for general lifting purposes including raising, lowering and suspending. It is the responsibility of the user to select the appropriate web slings for a specific lifting application. Users of web slings must have knowledge of proper method for lifting item(s). Users must also be knowledgeable about industry, local, state, federal and provincial regulations applicable to item(s) being lifted.

WIRE ROPE SLINGS (EYE & EYE)

Slings are 6 X 19 Classification Wire Rope Slings manufactured, rated & tested per ASME B30.9 for Wire Rope Slings.



ITEM	SIZE	WORKING LOAD LIMIT	WEIGHT
15505	3/8" x 8'	Vertical: 2,800 lbs./1270 kgs. Choker: 2,200 lbs./1000 kgs. Vertical Basket: 5,800 lbs./2630 kgs.	2.8 lbs./1.27 kgs.
15506	1/2" x 10'	Vertical: 5,000 lbs./2270 kgs. Choker: 3,800 lbs./1720 kgs. Vertical Basket: 10,000 lbs./4540 kgs.	6.3 lbs./2.9 kgs.
15507	5/8" x 12'	Vertical: 7,800 lbs./3540 kgs. Choker: 5,800 lbs./2630 kgs. Vertical Basket: 15,600 lbs./7080 kgs.	12.11 lbs./5.5 kgs.

WARNING: Web Slings and Wire Rope Slings may be used for general lifting purposes including raising, lowering and suspending. It is the responsibility of the user to select the appropriate web slings for a specific lifting application. Users of web slings must have knowledge of proper method for lifting item(s). Users must also be knowledgeable about industry, local, state, federal and provincial regulations applicable to item(s) being lifted.

FLATBED ACCESSORIES

VEEBOARDS®

Protect your cargo and reduce strap damage.



VB13
8" x 8" x 11"
with two 4.5" slots



VB24
8" x 8" x 24"



VB36
8" x 8" x 36"



VB48
8" x 8" x 48"



BG24 - 24" BrickGuard® 9" x 48" (w) x 24" (drop)
BG36 - 36" BrickGuard® 9" x 48" (w) x 36" (drop)



VB2GO
4" x 4" x 11" VeeBoards®
20 VeeBoards® per pack



VBHANDLE
8' extension for placement
of VeeBoards® without the need
to climb onto the vehicle

CORNER PROTECTORS

Corner protectors are designed to protect both strap and cargo. Protectors feature a corner recess to protect cargo edges.



1863 - Steel
For use with 1-3/4" - 2" Web,
cable, chain



1865 - Steel
For use with 2" - 4" Web,
cable, chain



37025 - Plastic
For use with 2" - 4" Web



37028 - Plastic
Tarp Guard Corner Protector



37026 - Plastic
For use with 2" - 4" Web, chain



80134 - Rubber Coated
For use with chain
Provides 4" of protection of the load
Protects sensitive steel loads from
chain damage

5TH WHEEL PIN PULLER

80111
Length: 34"

The new multi-purpose 5th Wheel Pin Puller from Kinedyne, at 34" long, is the perfect tool to help the driver release the king pin without climbing under the trailer. It can also be used to easily grab the door pull or latch on that out of reach roll-up door. This heavy duty Kinedyne-tough pin puller makes work easier and safer for operators.

WEB PROTECTORS

Web protectors made of Nylon, Velcro, or Rubber material. Protects web tie downs from damage.



CS Series - Protective Sleeve, Nylon
FE Series - Protective Sleeve, HD Nylon



VS Series - Protective Sleeve, Velcro



Web Protector, Rubber
NOTE: Straps must be threaded through captive corner protectors.
**Product color may differ from image.*

WEB PROTECTORS

Part No.	Length	Fits Webbing Size	Color	Grade	Material
CS10	300'	1"	Black	Standard	Nylon
CS10-012	12"	1"	Black	Standard	Nylon
CS10-024	24"	1"	Black	Standard	Nylon
CS20	300'	1-3/4" or 2"	Black	Standard	Nylon
CS20-012	12"	1-3/4" or 2"	Black	Standard	Nylon
CS20-024	24"	1-3/4" or 2"	Black	Standard	Nylon
CS30	300'	3"	Black	Standard	Nylon
CS30-012	12"	3"	Black	Standard	Nylon
CS30-024	24"	3"	Black	Standard	Nylon
CS40	300'	4"	Black	Standard	Nylon
CS40-012	12"	4"	Black	Standard	Nylon
CS40-024	24"	4"	Black	Standard	Nylon
FE101P	300'	1 3/4" or 2"	Black	Heavy-Duty	Nylon
FE101P-012	12"	1-3/4" or 2"	Black	Heavy-Duty	Nylon
VS20-012	12"	2"	Gold	Standard	Velcro
VS30-012	12"	3"	Gold	Standard	Velcro
VS40-012	12"	4"	Gold	Standard	Velcro
37022	10.5"	2" or 3"	Black*	Standard	Rubber
37024	10.5"	4"	Black*	Standard	Rubber

TARP TIES

KINEDYNE "PRO-GRADE" TARP TIES OFFER THE MOST DURABLE TARP TIE ON THE MARKET TODAY. AVAILABLE WITH CRIMPED S HOOKS AS A STANDARD FEATURE.

NOTE: All Kinedyne tarp ties come with zinc plated S Hooks that are made with tempered steel, but still have enough ductility that they may be formed as needed. Kinedyne tarp ties come fully assembled and are packaged 50 per box.

NATURAL RUBBER TARP TIES

Part No.	Strap Length	Overall Length	Maximum Safe Stretch End To End	Weight/ 50 Pieces	Weight/ 50 Pieces
2210NR	9"	14"	14"	8.9 lbs.	4.1 kgs.
2215NR	15"	19"	23"	10.2 lbs.	4.6 kgs.
2221NR	21"	25"	32"	11.9 lbs.	5.4 kgs.
2231NR	31"	35"	47"	15.2 lbs.	6.9 kgs.
2241NR	41"	45"	62"	19.1 lbs.	8.7 kgs.



WARNING: Rubber Ropes and Tarp Ties are not designed to hold a load in place. Failure to properly secure a load can lead to cargo damage, injury, or death.

EPDM RUBBER TARP TIES

Part No.	Strap Length	Overall Length	Maximum Safe Stretch End To End	Weight/ 50 Pieces	Weight/ 50 Pieces
2210EPDM	9"	14"	14"	10.3 lbs.	4.7 kgs.
2215EPDM	15"	19"	23"	12.3 lbs.	5.6 kgs.
2221EPDM	21"	25"	32"	14.3 lbs.	6.5 kgs.
2231EPDM	31"	35"	47"	18.3 lbs.	8.3 kgs.
2241EPDM	41"	45"	62"	21.8 lbs.	9.9 kgs.



RUBBER ROPE

Versatile solid core natural rubber rope provides for fast, secure tie-down of tarps. Rope comes standard in 150' rolls. Use with 10120 S-J hooks to make custom length tarp ties.



10037 - 3/8" Diameter
10109 - 7/16" Diameter



10120 - S-J Hooks
2200 - Spare S Hooks 100 per bag
Weight: 4.0 lbs./1.8 kgs.

WIRE ROPE WITH CHAIN ASSEMBLIES



Tags made of durable Steel, not Aluminum!



KINEDYNE WIRE ROPE & CHAIN ASSEMBLIES ARE TAGGED, TESTED AND RATED!

Kinedyne Wire Rope with Chain Assemblies are made from high quality wire rope with Grade 70 chain and hooks. They are tagged to meet applicable industry regulations.

ITEM	SIZE	WORKING LOAD LIMIT	WEIGHT
15495	1/4" x 30'	2,200 lbs/1000 kgs.	5.2 lbs./2.3 kgs.
15496	5/16" x 30'	3,000 lbs/1360 kgs.	6.7 lbs./3.0 kgs.

WARNING FLAGS

These red, high-visibility warning flags measure 18" x 18" and come individually shrink-wrapped.



9121
Heavy-duty vinyl mesh flag on a 30" x 5/8" wooden dowel.
Flag dimension 18" x 18"



9122
Cotton flag with steel wire rod.
Flag dimension 18" x 18"



9123
Heavy-duty vinyl mesh flag with 2 high-strength brass grommets.
Flag dimension 18" x 18"

REVERSIBLE BANNERS

These versatile, double-sided banners read WIDE LOAD on one side and OVERSIZE LOAD on the other. They are high-strength, UV-resistant and are printed with water-resistant ink. They feature high-strength brass grommets, have double-stitched, reinforced hems and come individually shrink-wrapped.



9126
Wide Load/Oversize Load
14" x 72" banner with high-strength grommets and 4 ropes 43" long.

9124
Wide Load/Oversize Load
18" x 84" banner with high strength grommets and 4 ropes 43" long.

**9125**

Wide Load/Oversize Load

18" x 84" banner with high-strength brass grommets and 2 ropes sewn in, one top and one bottom 156" long.

CANADIAN REFLECTIVE "D" DIMENSIONAL BANNER

9127

Wide/Oversize Load "D" Banner

12" x 96" with 10 grommets.



HEAVY DUTY D-RINGS

**80135**1/2" Forged Steel
w/ Bolt-on Clip**80136**1/2" Forged Steel
w/ Weld-on Clip**80137**5/8" Forged Steel
w/ Weld-on Clip**80138**3/4" Forged Steel
w/ Weld-on Clip**80139**1" Forged Steel
w/ Weld-on Clip

HEAVY DUTY STRAP BAND

80144

Keeps straps from unraveling

Retail packaging, 5/pack



SPECIALIZED FLATBED PRODUCTS

BULKHEAD/HEADACHE RACK SECUREMENT STRAPS

**750681**

6'

With 1003 Wire Hooks, 605 Cam Buckle & 1000E Webbing
Working Load Limit: 400 lbs./185 kgs.**710681**

6'

With 1003 Wire Hooks, 800 Ratchet & 1000E Webbing
Working Load Limit: 835 lbs./380 kgs.

CURTAIN SIDER STRAPS

15407

Complete Curtain Sider Assembly comes with 22' of 1-3/4" polyester webbing (1802P) between 2 Fixed Ends (fixed end part number 15407-1) for attachment on either side of the curtain.

The two Fixed Ends consist of stainless steel overcenter buckles (970), 18" of 1-3/4" black polyester webbing and the Closed Rave Hooks (9003).

The overall assembly is approximately 25' in length.

NOTE: The fixed end and adjustable ends are available and can be ordered separately. (See right.)**15407-1**

A Fixed End Curtain Sider has 18" of black 1-3/4" polyester webbing (1802P), with a Closed Rave Hook (9003), and one stainless steel overcenter buckle (970).

**15407-2**

As an Adjustable End the strap has 29" of black 1-3/4" polyester webbing (1802P), and a Closed Rave Hook (9003).

NOTE: NO overcenter buckle.**154077-11**

A Fixed End Curtain Sider has 18" of black 1-3/4" polyester webbing (1802P), with a Closed Rave Hook (9003), and overcenter buckle (960).

3" ROLL-OFF CONTAINER STRAPS

**360506**

5' - With 9026 Roll-Off Container Hook and 3054 Web.

To provide for compliance with DOT standard 49CFR section 393.134, this hook is suitable for connecting the bottom rails of the standard roll-on/roll-off waste container.

360506SP

The end of the strap opposite the hook has a sewn pocket to allow the strap to be captivated to the winch.

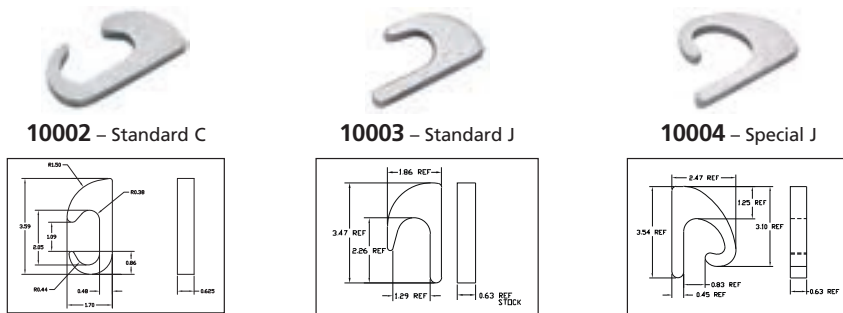
Working Load Limit: 5,000 lbs./2270 kgs.

C & J HOOKS

All C & J hooks are flame cut from 5/8" steel. They are designed to fit flat on trucks for easy welding and will accept D-rings, web loops, cable or rope.

Working Load Limit:
6,670 lbs./3025 kgs.

NOTE: Minimum welding requirements are 1/4" fillet weld, around entire contact surface, and 1/8" penetration.



WARNING: C & J must be attached to securing points of equal or greater strength to maintain the established working load limits of the hooks along with following the stated minimum welding requirements.


COIL CHOCK

To assist in compliance with DOT standard 49CFR section 393.120, we have a Coil Chock or "Coil Bunk" as it is referred to in the regulation. The Coil Chock is used to support 4" x 4" or other suitable lumber which keep the coil from rolling. The view on the left shows the coil chocks in place with 4" x 4" lumber. The view on the right shows the coil with tie-down chains in place. No additional tie-downs are required to retain the coil chocks as they are held in place by the lumber and the coil itself.

8656 - Standard Duty
Material: Hot rolled steel 10 gauge
Finish: Painted black
Size: 33.25" long x 2.75" wide x 2.85" high
Weight : 4.9 lbs/2.3 kgs.

80044 - Heavy Duty
Material: Hot rolled steel 8 gauge
Finish: Painted black
Size: 33.25" long x 2.75" wide x 2.85" high
Weight : 5.4 lbs/2.4 kgs.

WARNING: The Coil Chock itself is not a cargo control device and should not be accounted for in total cargo control system WLL calculations.



FLOOR CHAIN TIE-DOWNS

Kinedyne's floor chain tie-down is for use on steel frame flatbed trailers. It is a self-storing, convenient anchor point for securing loads. It welds to a trailer cross member and mounts flush with the trailer deck to prevent interference during loading or unloading.

WARNING: Floor Chain Tie-Downs must be attached to securing points of equal or greater strength to maintain the established working load limits of the Tie-Downs along with following the stated minimum welding requirements.

NOTE: Minimum welding requirements are 1/4" fillet weld, around entire contact surface, and 1/8" penetration.



10421
Standard Grade 43
Working Load Limit:
5,000 lbs./2270 kgs.
Weight: 3.0 lbs./1.4 kgs.

10423
Heavy-Duty Grade 70
Working Load Limit:
6,000 lbs./2725 kgs.
Weight: 3.0 lbs./1.4 kgs.

LOGISTIC STRAPS

Kinedyne logistic straps are designed to take care of most interior van loading requirements and are tagged to comply with North American Cargo Securement Standards. All straps have a 4' fixed end as standard. Adjustable ends are sewn captivated.

WARNING: Series E, A or F fittings are designed for use with Kinedyne Logistic Track. Load ratings may be reduced when used with other tracks or if the track fitting is not positively engaged. Your cargo control system is only as strong as its weakest link. All ratings for series E and A fittings are based on use with Kinedyne 11 gauge track. NOTE: Several types of Kinedyne track are not made of 11 gauge steel, contact Customer Service for specifications by part number.



LENGTHS ARE COLOR CODED:

1-3/4" LOGISTIC STRAPS WITH 811 RATCHET BUCKLE

	37D1218	12'	With 1802 Webbing
	37D1618	16'	End Hardware: C1831 1" Hole F-Track Fitting
	37D2018	20'	Working Load Limit: 670 lbs./305 kgs.

1-3/4" LOGISTIC STRAP WITH 910 CAM BUCKLE

	81D1218	12'	With 1802 Webbing
	81D1618	16'	End Hardware: C1831 1" Hole F-Track Fitting
	81D2018	20'	Working Load Limit: 670 lbs./305 kgs.

2" LOGISTIC STRAPS WITH 811 RATCHET BUCKLE

	641201	12'	With 4900 Webbing
	641601	16'	End Hardware: Series E or A FE8306-1 Spring Fitting
	642001	20'	Working Load Limit: 1,000 lbs./455 kgs.

	641202	12'	With 4900 Webbing
	641602	16'	End Hardware: Series E or A 43020-1 3-Piece Fitting
	642002	20'	Working Load Limit: 1,000 lbs./455 kgs.






	641203	12'	With 4900 Webbing
	641603	16'	End Hardware: 1831 3/4" Hole F-Track Fitting
	642003	20'	Working Load Limit: 500 lbs./230 kgs.

	641204	12'	With 4900 Webbing
	641604	16'	End Hardware: 1005 Narrow Hook
	642004	20'	Working Load Limit: 500 lbs./230 kgs.

	641215	12'	With 4900 Webbing
	641615	16'	End Hardware: C1823 1" Hole F-Track Fitting
	642015	20'	Working Load Limit: 670 lbs./305 kgs.

	641235	12'	With 4900 Webbing
	641635	16'	End Hardware: Series F FE8427-1 Plate Trailer Hook
	642035	20'	Working Load Limit: 735 lbs./335 kgs.

2" LOGISTIC STRAPS WITH 910 CAM BUCKLE

	651201 651601 652001	12' 16' 20'	With 4900 Webbing End Hardware: Series E or A FE8306-1 Spring Fitting Working Load Limit: 835 lbs./380 kgs.
	651202 651602	12' 16'	With 4900 Webbing End Hardware: Series E or A 43020-1 3-Piece Fitting Working Load Limit: 835 lbs./380 kgs.
	651203 651603	12' 16'	With 4900 Webbing End Hardware: 1831 3/4" Hole F-Track Fitting Working Load Limit: 500 lbs./230 kgs.
	651204 651604 652004	12' 16' 20'	With 4900 Webbing End Hardware: 1005 Narrow Hook Working Load Limit: 500 lbs./230 kgs.
	651235 651635 652035	12' 16' 20'	With 4900 Webbing End Hardware: FE8427-1 F-Track Hook Working Load Limit: 735 lbs./335 kgs.

Custom stenciling available on most standard strap assemblies and bulk webbing. Contact Customer Service for price and delivery.



The K-FORCE logistic straps have a working load limit (WLL) of 1500 pounds, 50 percent greater than the traditional 1,000-pound rating.

2" LOGISTIC STRAPS K-FORCE

		
931211	931611	932011
12' Gold Webbing with E-Fitting Working Load Limit: 1,500 lbs./680 kgs.	12' Grey Webbing with E-Fitting Working Load Limit: 1,500 lbs./680 kgs.	12' Blue Webbing with E-Fitting Working Load Limit: 1,500 lbs./680 kgs.

LOGISTIC TRACK

Kinedyne offers a complete line of Series E, A, F and L track designed to provide the attachment point for a wide variety of interior van cargo control systems.

Kinedyne logistic track will accept all end fittings, sockets, beams and bars designed for use in series E, A, F and L track.

Series E, A and F track are offered standard in 10' (3 m) length with special lengths available upon request. Minimum order may be required.

Track can be attached with screws, rivets or welding. Specific fastener size and/or mounting method should be determined by the vehicle manufacturer or a qualified installer. Care should be taken to ensure that installation environments and materials do not create a potential for corrosion.

L Track is the most commonly used floor anchoring product in vehicle conversions (layout/configuration). Its ease of installation, light weight and superior strength make it a natural choice for anchoring wheelchair, motorcycle, snowmobile or ATV securements, seats to vehicle floors, and product to walls of converted vans.

Kinedyne Medium-Duty L Track is made from 6061-T6 or equivalent aluminum alloy and is offered in 100" (2.5 m) standard lengths, pre-drilled every 4 inches.

Customized special length track is available. Contact Customer Service for more information about our special order products.

Logistic Track must be attached to securing points of equal or greater strength to maintain the established working load limits of associated track products.

WARNING: Welding galvanized material will form toxic fumes. Welding shall be done with adequate ventilation.

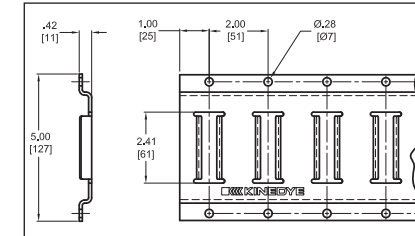
SERIES E TRACK HORIZONTAL



43001



43002
43002-060



Material: High strength steel; 12 gauge
Minimum Yield: 50,000 psi.
Finish: Galvanized
Weight: 15.10 lbs./6.86 kgs.
Length: 10 ft./3 m

Material: High strength steel; 12 gauge
Minimum Yield: 50,000 psi.
Finish: Gray, Powder Coat
Weight: 15.2 lbs./6.9 kgs.
Length: 10 ft./3 m

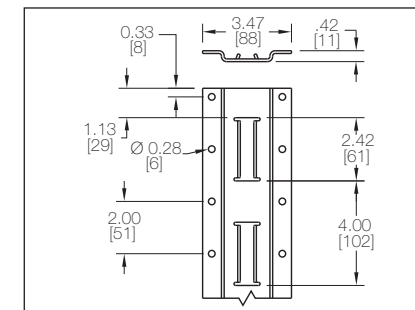
43002-060
Weight: 7.8 lbs./3.54 kgs.
Length: 5 ft./1.5 m

WARNING: Welding galvanized material will form toxic fumes. Welding shall be done with adequate ventilation.

SERIES E TRACK VERTICAL



2019
2019-060



Material: High strength steel; 11 gauge
Minimum Yield: 50,000 psi.
Finish: Gray, Powder Coat
Weight: 13.0 lbs./5.9 kgs.
Length: 10 ft./3 m

2019-060
Weight: 6.5 lbs./3.0 kgs.
Length: 5.0 ft./1.5 m.

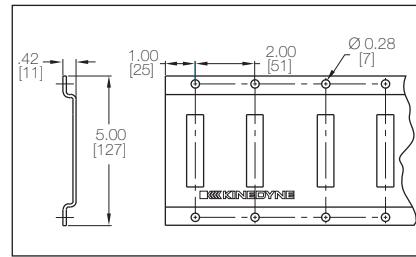
SERIES A TRACK HORIZONTAL



43004



43003



Material: High strength steel; 12 gauge
Minimum Yield: 50,000 psi.
Finish: Galvanized
Weight: 15.5 lbs./7.0 kgs.
Length: 10 ft./3 m

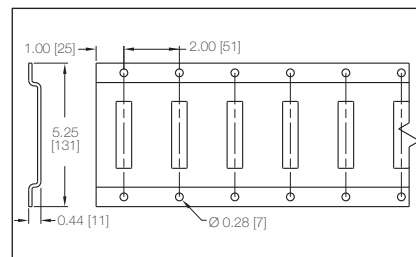
Material: High strength steel; 12 gauge
Minimum Yield: 50,000 psi.
Finish: Gray, Powder Coat
Weight: 15.5 lbs./7.0 kgs.
Length: 10 ft./3 m

WARNING: Welding galvanized material will form toxic fumes. Welding shall be done with adequate ventilation.

HEAVY-DUTY SERIES A TRACK HORIZONTAL



FE702-01
FE702-01-060



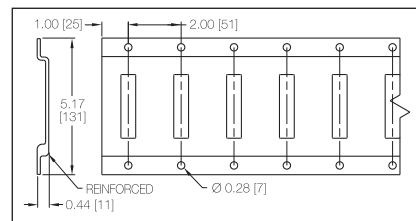
Material: High strength steel; 11 gauge
Minimum Yield: 50,000 psi.
Finish: Gray, Powder Coat
Weight: 18.5 lbs./8.4 kgs.
Length: 10 ft./3 m

FE702-01-060
Weight: 9.6 lbs./4.4 kgs.
Length: 5.0 ft./1.5 m.

ALUMINUM SERIES A TRACK HORIZONTAL



FE725-01

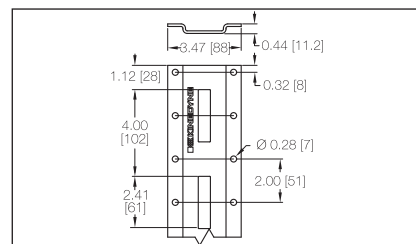


Material: Aluminum
Minimum Yield: 37,000 psi.
Finish: Natural
Weight: 8.0 lbs./3.6 kgs.
Length: 10 ft./3 m

SERIES A TRACK VERTICAL



2025
2025-060



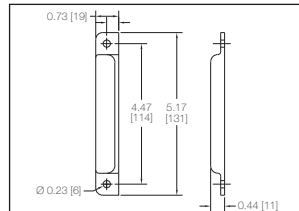
Material: High strength steel; 11 gauge
Minimum Yield: 50,000 psi.
Finish: Gray, Powder Coat
Weight: 13.0 lbs./5.9 kgs.
Length: 10 ft./3 m

2025-060
Weight: 6.6 lbs./3.0 kgs.
Length: 5 ft./1.5 m

SERIES E OR A END CAPS



8730



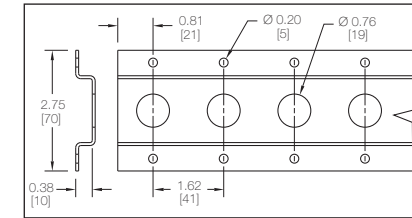
Material: Gray plastic
Weight: 0.02 lbs./0.009 kgs.

For use with horizontal E or A track.

3/4" HOLE – SERIES F TRACK HORIZONTAL OR VERTICAL



2005



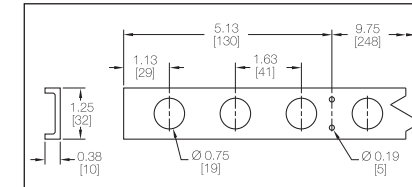
Material: High strength steel; 15 gauge
Finish: Galvanized
Weight: 6.5 lbs./3.0 kgs.
Length: 10 ft./3 m

WARNING: Welding galvanized material will form toxic fumes. Welding shall be done with adequate ventilation.

3/4" HOLE – ALUMINUM SERIES F TRACK FOR FLUSH MOUNTING IN FLOOR



2005A

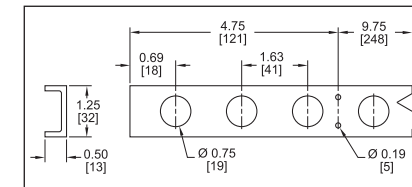


Material: Aluminum
Finish: Natural
Weight: 1.6 lbs./0.7 kgs.
Length: 7.5 ft./2.3 m

3/4" HOLE – STEEL SERIES F TRACK FOR FLUSH MOUNTING IN FLOOR



2005S

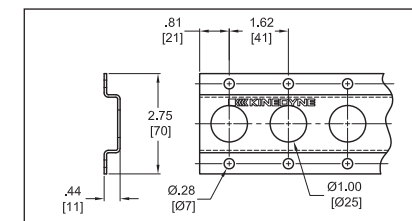


Material: Steel
Finish: Natural
Weight: 9.2 lbs./4.2 kgs.
Length: 10 ft./3 m

1" HOLE GALVANIZED SERIES F TRACK



1805



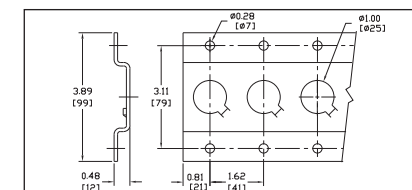
Material: High strength steel; 15 gauge
Finish: Galvanized
Weight: 6.2 lbs./2.8 kgs.
Length: 10 ft./3 m

WARNING: Welding galvanized material will form toxic fumes. Welding shall be done with adequate ventilation.

1" HOLE – NOTCHED – GALVANIZED SERIES F-TRACK



1806



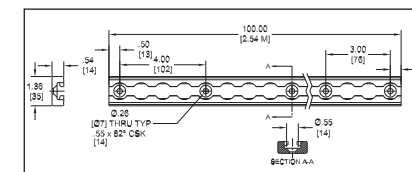
Material: High strength steel; 12 gauge
Finish: Galvanized
Weight: 12.5 lbs./5.7 kgs.
Length: 10 ft./3 m

WARNING: Welding galvanized material will form toxic fumes. Welding shall be done with adequate ventilation.

MEDIUM-DUTY SERIES L TRACK AND MOUNTING HOLES



FE750-01-PD4

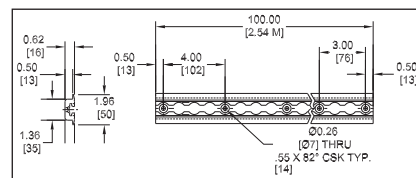


Material: Aluminum
Finish: Natural
Weight: 5.0 lbs./2.3 kgs.
Length: 100 in./2.5 m

MEDIUM-DUTY SERIES L TRACK WITH FLANGES AND MOUNTING HOLES



FE751-01-PD4

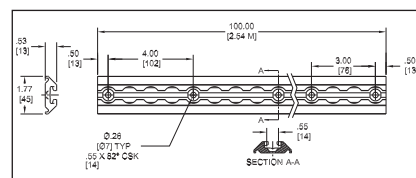


Material: Aluminum
Finish: Natural
Weight: 5.2 lbs./2.4 kgs.
Length: 100 in./2.5 m

MEDIUM-DUTY SERIES L TRACK ANGLED AND MOUNTING HOLES



FE752-01-PD4

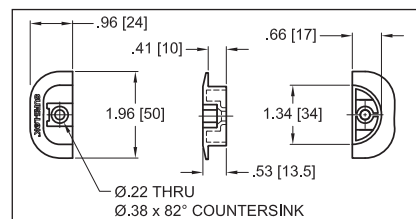


Material: Aluminum
Finish: Natural
Weight: 5.2 lbs./2.4 kgs.
Length: 100 in./2.5 m

L TRACK END CAP



8663



For use with Series L Aluminum Flanged Track and FE751-01-PD4 Series L Track.

DECKING/SHORING BEAMS



All Kinedyne Series FE8000 & FE8066 Aluminum Decking/Shoring beams include a KwikLatch beam header release mechanism.

WARNING: Series E or A fittings are designed for use with Kinedyne Logistic Track. Load ratings may be reduced when used with other tracks or if the track fitting is not positively engaged. Your cargo control system is only as strong as its weakest link. Do not overload beams or create a top-heavy, unstable trailer. Do not exceed stated Working Load Limits of Beams. Dynamic loads must be considered to avoid possible overload of system. Actual pallet load supported by the beams in a decking application must not exceed 50% of the stated Working Load Limit to allow for dynamic loads during transit.

SERIES E OR A ALUMINUM BEAMS

Kinedyne FE8066 series aluminum decking/shoring beams are made from extruded high strength aluminum, designed to give maximum strength at the least possible weight. Head assemblies are all steel, zinc plated and come standard with Kinedyne's KwikLatch release and ergonomic finger tab.



FE8066-1
 Adjusts from: 85.6" to 95.0" for 96" Trailers **Weight:** 19.5 lbs./8.9 kgs.

FE8066-3
 Adjusts from: 92.9" to 102.3" for 96" and 102" Trailers **Weight:** 18.8 lbs./8.5 kgs.

FE8066-3XL
 Adjusts from: 97.2" to 106.6" for 102" High Cube Trailers **Weight:** 21.0 lbs./9.5 kgs.

Decking/Vertical Rating: 2,200 lbs./1000 kgs. working load limit based on evenly distributed load.
Shoring/Horizontal Rating: 2,000 lbs./910 kgs. working load limit based on evenly distributed load.

NOTE: FE8066 067-078 is available for use in Shipping Containers

HEAVY-DUTY SERIES E OR A ALUMINUM BEAMS

Kinedyne FE8000 series heavy-duty aluminum decking/shoring beams are made from extruded high strength aluminum which has 25% more aluminum than the standard beam for added strength and durability. Head assemblies are all steel, zinc plated and come standard with Kinedyne's KwikLatch release and ergonomic finger tab.



FE8000-1
 Adjusts from: 85.6" to 95.0" for 96" Trailers **Weight:** 21.5 lbs./9.8 kgs.

FE8000-12
 Adjusts from: 92.9" to 102.3" for 96" and 102" Trailers **Weight:** 22.3 lbs./10.1 kgs.

FE8000-12XL
 Adjusts from: 97.2" to 106.6" for 102" High Cube Trailers **Weight:** 23.0 lbs./10.4 kgs.

Decking/Vertical Rating: 3,000 lbs./1360 kgs. working load limit based on evenly distributed load.
Shoring/Horizontal Rating: 2,500 lbs./1135 kgs. working load limit based on evenly distributed load.

EXTRA HEAVY-DUTY ALUMINUM BEAMS

Kinedyne FE8050 series extra heavy-duty aluminum decking/shoring beams are designed for the most severe applications. The beams are extruded high-strength aluminum and have 70% more aluminum than the heavy-duty beam for added strength and durability.

NOTE: Special length beams are available.



FE8050-6
 Adjusts from: 88.0" to 97.7" for 96" Trailers **Weight:** 32.5 lbs./14.8 kgs.

FE8050-5
 Adjusts from: 92.9" to 102.6" for 96" and 102" Trailers **Weight:** 33.0 lbs./15.0 kgs.

Decking/Vertical Rating: 4,000 lbs./1814 kgs. working load limit based on evenly distributed load.
Shoring/Horizontal Rating: 3,000 lbs./1360 kgs. working load limit based on evenly distributed load.

SERIES E STEEL BEAMS

Kinedyne 1866 series steel decking/shoring beams are made from high strength galvanized 2" x 3" rectangular welded steel tubing. Head assemblies are all steel, zinc plated and tapered for ease of operation. Trigger and spring are built for long-lasting positive lock control.



1866 – For 96" and 102" Trailers
 For inside trailer width of: 92" to 103" **Weight:** 26.0 lbs./11.79 kgs.

Decking/Vertical Rating: 2,000 lbs./909 kgs. uniformly distributed working load limit.
Shoring/Horizontal Rating: 1,350 lbs./680 kgs. uniformly distributed working load limit.

BEAM PARTS & ACCESSORIES



80007
Kwik Latch Beam Head assembly. Replacement for FE8000 and FE8066 series beams only.



80023
E-Key fitting



FE7053-1
Attaching Pin for Aluminum Beams.
1866-2
Attaching Pin for Series 1866 Steel beams.
Weight: 0.1 lbs./0.0 kgs.



FF877HD –
Trigger Repair Kit
Use on FE7955-8HD head only.



1866-8 – Beam Head assembly. Replacement for 1866 beams only.
Weight: 3.3 lbs./1.5 kgs.

FE7955-8HD –
Beam Head assembly. Replacement for FE8050 series beams only.
Weight: 4.7 lbs./2.1 kgs.

E-Key Fitting (Item# 80023) provides method to store beams on logistic track.



GARMENT BARS

STANDARD GARMENT BAR

This bar is specially designed for carrying garments on hangers suspended from rope loops in closed trailers. Its rounded top reduces wear of the suspension ropes. The beams are made of extruded high-strength aluminum with two 1845 standard beam sockets.



1846-96
Adjusts from: 90.6" to 92.7" for 96" Trailers
Weight: 14.0 lbs./6.1 kgs.

1846-102
Adjusts from: 98.1" to 100.2" for 102" Trailers
Weight: 14.7 lbs./6.7 kgs.

1846-102XL
Adjusts from: 99.1" to 101.2" for 102" High Cube Trailers
Weight: 14.8 lbs./6.7 kgs.

Vertical Rating: 2,000 lbs./910 kgs. working load limit based on evenly distributed load.

SHORING BARS



Kinedyne offers a complete line of shoring bars for use with 3/4" and 1" hole diameter Series F logistic track.

WARNING: Shoring bars should never be used in decking applications. Use of a shoring bar in a decking application can lead to a failure of your cargo control system. When Series F bars are used in the vertical position, the spring end of the bar must be up to avoid bouncing out of the track.

SERIES F ROUND SHORING BARS WITH PUSH-BUTTON ADJUSTMENT

The 1816 series 1.66" diameter round shoring bars are made of galvanized steel tubing. The bars have a spring-loaded end that adjusts 5". Additional 4" increments of adjustment can be made with the easy to use push-button mechanism.



1816-1 – 3/4" Hole/Adjusts from: 79" to 93"

Weight: 14.5 lbs./6.6 kgs.

1816-2 – 3/4" Hole/Adjusts from: 92" to 106"

Weight: 16.5 lbs./7.5 kgs.

1816-3 – 3/4" Hole/Adjusts from: 100" to 114"

Weight: 18.4 lbs./8.4 kgs.

1816-1C – 1" Hole/Adjusts from: 79" to 93"

Weight: 15.7 lbs./7.13 kgs.

1816-2C – 1" Hole/Adjusts from: 92" to 106"

Weight: 17.6 lbs./8.0 kgs.

Shoring/Horizontal or Vertical Rating: 500 lbs./230 kgs. uniformly distributed working load limit.

SERIES F SQUARE SHORING BARS WITH PUSH-BUTTON ADJUSTMENT

The 1818 series 1.5" square shoring bars are made of heavy wall galvanized steel tubing. The bars have a spring-loaded end that adjusts 5". Additional 4" increments of adjustment can be made with the easy to use push-button mechanism.



1818-1 – 3/4" Hole/Adjusts from: 81" to 95"

Weight: 16.4 lbs./7.4 kgs.

1818-2 – 3/4" Hole/Adjusts from: 94" to 108"

Weight: 18.3 lbs./8.3 kgs.

1818-3 – 3/4" Hole/Adjusts from: 102" to 116"

Weight: 20.0 lbs./9.1 kgs.

1818-2C – 1" Hole/Adjusts from: 94" to 108"

Weight: 18.3 lbs./8.3 kgs.

Shoring/Horizontal or Vertical Rating: 500 lbs./230 kgs. uniformly distributed working load limit.

HEAVY-DUTY SERIES F SQUARE SHORING BARS

The FE7495 series 2" square shoring bars are made of heavy wall steel tubing with zinc plated finish. The bars have a spring-loaded end that adjusts 4". Additional 2" increments of adjustment can be made by removing the roll pin, realigning the pin holes and replacing the pin.



FE7495-1 – 3/4" Hole/Adjusts from: 79.5" to 95.5"

Weight: 20.8 lbs./9.5 kgs.

FE7495-3 – 3/4" Hole/Adjusts from: 88.5" to 104.5"

Weight: 22.8 lbs./10.4 kgs.

FE7495-1C – 1" Hole/Adjusts from: 79.5" to 95.5"

Weight: 21.5 lbs./9.8 kgs.

FE7495-3C – 1" Hole/Adjusts from: 88.5" to 104.5"

Weight: 23.2 lbs./10.5 kgs.

Shoring/Horizontal or Vertical Rating: 1,000 lbs./455 kgs. uniformly distributed working load limit.

SERIES F BARS FOR VERTICAL SHORING APPLICATIONS

Primarily For Use In Door and Sash Applications

The 1814 round and 1815 square shoring bars are made of galvanized steel tubing. The bars have a spring-loaded end that adjusts 8". Additional 2" increments of adjustment can be made with the easy to use push-button mechanism.



1814 – 3/4" Hole/Adjusts from: 86.0" to 116.0"
Round **Weight:** 19.1 lbs./8.7 kgs.

Shoring/Horizontal or Vertical Rating: 500 lbs./230 kgs.
Uniformly distributed working load limit.



1815 – 3/4" Hole/Adjusts from: 86.0" to 116.0"
Square **Weight:** 25.5 lbs./11.6 kgs.

Shoring/Horizontal or Vertical Rating: 750 lbs./340 kgs.
Uniformly distributed working load limit.

JACK BARS

Kinedyne Jack Bars feature a patented quick-release handle assembly which allows the operator to quickly adjust the length of the bar.

Many other jack bars on the market use a release that does not allow for easy adjustment of the bar. The only way to change the length is to 'ratchet' the handle assembly by hand to adjust the length in short increments, a time consuming and tedious process at best.



NOTE: U.S. Patent Number 5,979,876

WARNING: Jack Bars should not be used with cargo on wheels. Cargo on wheels exerts more force when it shifts during movement and can cause friction type cargo bars to fail. Only use positive engagement shoring bars, beams, or straps to secure cargo on wheels. Overtensioning of ratchet mechanism may cause damage to trailer sidewalls. Cargo bars do not have load ratings due to varying conditions of trailer sidewalls.

SQUARE ONE-PIECE JACK BARS – GALVANIZED

The JB101 jack bars are constructed of square steel tubing.



JB101 – Adjusts from: 86.0" to 104.0"
Standard Rack **Weight:** 17.0 lbs./7.7 kgs.

JB101XL – Adjusts from: 86" to 114"
Extra Long Rack **Weight:** 17.2 lbs./7.8 kgs.

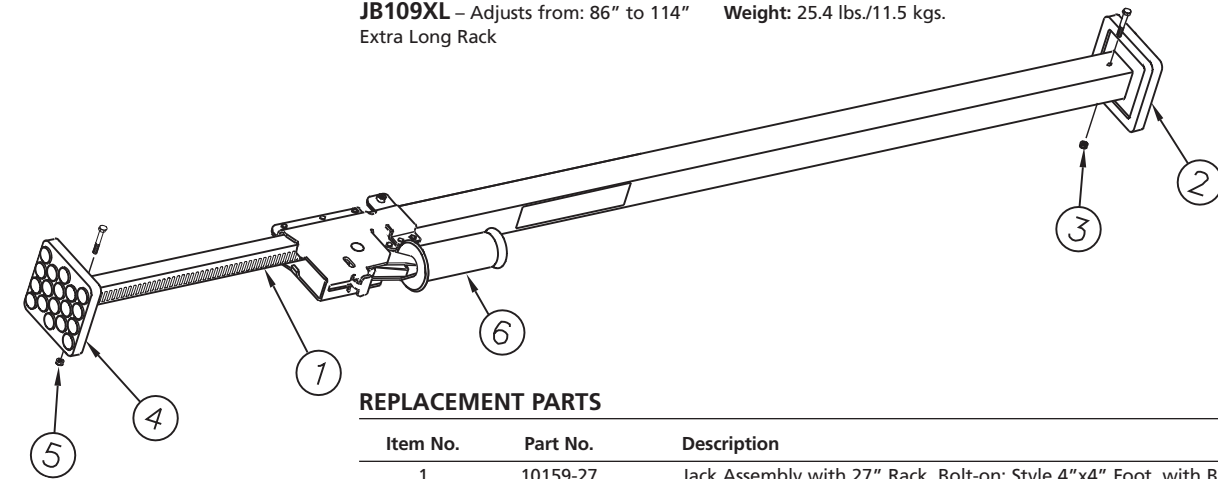
SQUARE ONE-PIECE JACK BAR – GALVANIZED WITH WELDED HOOP SETS

The JB109 square jack bars are constructed of heavy wall steel tubing.



JB109 – Adjusts from: 86.0" to 104.0"
Standard Rack **Weight:** 24.7 lbs./11.2 kgs.

JB109XL – Adjusts from: 86" to 114"
Extra Long Rack **Weight:** 25.4 lbs./11.5 kgs.



REPLACEMENT PARTS

Item No.	Part No.	Description
1	10159-27	Jack Assembly with 27" Rack, Bolt-on; Style 4"x4" Foot, with Bolt and Nut
1	10159-37	Jack Assembly with 37" Rack, Bolt-on; Style 4"x4" Foot, with Bolt and Nut
2	10121	4"x4" Bolt-on Foot for Large Tube End
3	10121-1	Bolt and Nut for Large Tube End
4	10123	4"x4" Bolt-on Foot for Jack Assembly End
5	10123-1	Bolt and Nut for Jack Assembly End
6	10157	Handle Grip
-	10146	Weld-on Foot Pad

RETRACT-A-BAR

3 adjustment sizes for multiple applications. Easily stores which prevents theft. Heavy duty construction of a Jackbar with operation ease of a load lock.



80131 – Retracts from 107" to 54" in three adjustment settings:

- 1) 54" – 68"
- 2) 68" – 82"
- 3) 92" – 107"

SAF-T-LOK BARS

Kinedyne's Saf-T-Lok bars are designed for economy and ease of operation. These bars are offered in high strength tubing. Features include a steel rack, a heavy-duty steel handle and a painted cast aluminum housing. Molded pivoting rubber feet grip firmly to trailer walls, yet won't scuff and will remain pliable even at low temperatures. The handle and trigger release are easy to operate, even with gloved hands.

WARNING: Saf-T-Lok Bars should not be used with cargo on wheels. Cargo on wheels exerts more force when it shifts during movement and can cause friction type cargo bars to fail. Only use positive engagement shoring bars, beams or straps to secure cargo on wheels. Overtensioning of the rack mechanism may cause damage to trailer sidewalls. Cargo bars do not have load ratings due to varying conditions of trailer sidewalls.



10085
Steel

Adjusts from: 90" to 105"
Weight: 11.4 lbs./5.18 kgs.

10085XL
Steel

Adjusts from: 97" to 113"
Weight: 11.9 lbs./5.41 kgs.

10088
Aluminum

Adjusts from: 90" to 105"
Weight: 8.5 lbs./3.9 kgs.

Kinedyne's Cargo Hoop Set (part #10096, page 49) available for use with Saf-T-Lok bars to provide a greater area of holding surface.



SAF-T-LOK BARS – GALVANIZED STEEL TUBE WITH WELDED HOOP SETS

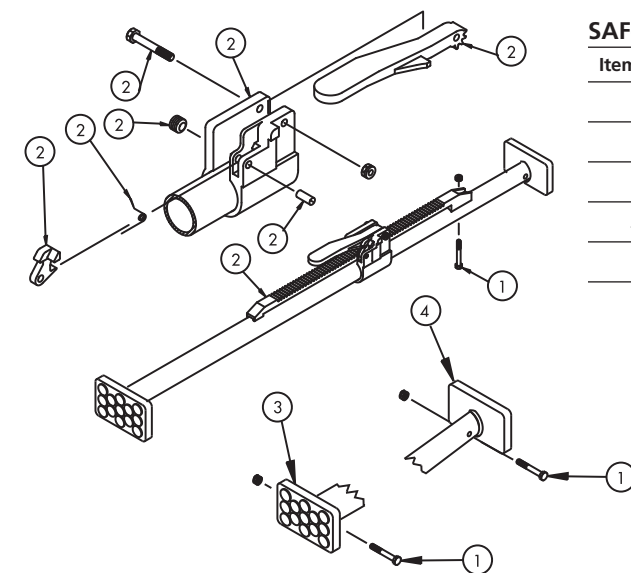
Constructed of heavy wall galvanized steel tubing for increased strength and durability, Saf-T-Lok bars with welded hoop sets are ideal for shoring applications that require a larger holding surface area.



10081

Adjusts from: 90" to 105"
Weight: 23.8 lbs./10.8 kgs.

REPLACEMENT PARTS



SAF-T-LOK BAR REPLACEMENT PARTS

Item No.	Part No.	Description
1	10122	Nut and Bolt for Feet
2	10125-31	Handle, Rack and Housing, with Nut and Bolt
3	10052	Bolt-on Foot for Large Tube
4	10053	Bolt-on Foot for Small Tube/Rack
5	10134	Small Tube with 2 Holes

INTERIOR VAN ACCESSORIES

CARGO HOOP SETS

Kinedyne cargo hoops bolt easily and quickly to appropriate bars or beams to provide a greater area of holding surface. All hoop sets come with 2 hoops and necessary attaching hardware. Replacement hardware available for all cargo hoop sets.



1840

For use with FE8066/FE8000 series aluminum beams.

Size: 29.5" x 34.0"
Weight: 12.5 lbs./5.7 kgs.



10096

For use with Saf-T-Lok cargo bars.


Size: 24.0" x 29.0"
Weight: 13.3 lbs./6.1 kgs.

BARTENDER CARGO BAR HOLDER

THE BarTender®

The BarTender is designed to provide storage for various styles of load bars on the exterior of the tractor cab. The BarTender can be locked with a padlock to deter theft. The foot tray can accommodate both 2" x 4" and 4" x 4" foot styles.

The BarTender is black powder coated with a neoprene cushion to reduce vibration.



10062

5TH WHEEL PIN PULLER

80111
Length: 34"

The new multi-purpose 5th Wheel Pin Puller from Kinedyne, at 34" long, is the perfect tool to help the driver release the king pin without climbing under the trailer. It can also be used to easily grab the door pull or latch on that out of reach roll-up door. This heavy duty Kinedyne-tough pin puller makes work easier and safer for operators.



THE E-HOOK®

THE E-HOOK is a freight loading storage solution for items that are difficult to haul. Designed with two mount clips that fit into E/A vertical Kinedyne tracks and an eye-loop to use when needed, with additional cargo securement products for added stability and security.


For use with Vertical E-Track 2019 or Vertical A-Track 2025.

Turn walls into usable space. Reduce freight damage. Raise freight off the floor.

U.S. Patent 8616814
U.S. Patent D0669344



80147



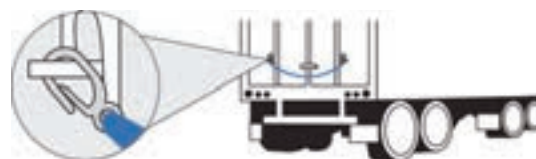
TRAILER DOOR SAFETY STRAP

Attaches to the outside of trailer doors. Keeps freight from falling onto driver when opening doors. 1" x 3' strap with hooks on each end.



15826PK
Retail packaging, 1/pack

15826



ROPE TIE-OFFS

Rope Tie-Offs are made with 2" wide 4900G Webbing and include 1027 D-Ring hardware. Rope tie-offs are tagged to comply with North American Cargo Securement Standards.



660001 – Series E or A
660001-2PK – Two Pack
Working Load Limit: 1,000 lbs/455 kgs.
FE8306-1 Fitting, Length: 6"



660002 – Series E or A
Working Load Limit: 1,000 lbs/455 kgs.
43020-1 Fitting, Length: 6"



660003 – Series F 3/4"
Working Load Limit: 500 lbs/230 kgs.
1831 Fitting, Length: 6"



660015 – Series F 1" with notch
Working Load Limit: 670 lbs/305 kgs.
C1823 Fitting, Length: 6"



660018 – Series F 1"
Working Load Limit: 670 lbs/305 kgs.
C1831 Fitting, Length: 6"

DOOR PULLS

Designed for pulling overhead doors, side doors and wheel carts, Kinedyne door pulls feature a galvanized steel clip for rust protection and pre-punched holes for easy installation.



Steel Mount Plate

1512 – 12" Length
1518 – 18" Length
1524 – 24" Length



Steel Mount Plate
Surface Mount

FE8001-2 – 15" Length

SERIES E OR A WOOD BEAM SOCKETS

Kinedyne offers both standard and heavy duty beam sockets designed for use with standard commercial grade 2" x 4" or 2" x 6" lumber.



1845
Standard

Features include zinc plating and a positive locking mechanism.



43009-2
Heavy Duty

Features include zinc plating, a positive locking mechanism and reinforcement for added strength.

WARNING: Load capacity when using Wood Beam Sockets is based on the strength of the wood beams. Due to variations in lumber strength, load ratings are not provided.

SEE WARNINGS ON PAGE 21 • VOIR LES AVERTISSEMENTS EN PAGE 22 • VÉASE LAS ADVERTENCIAS EN LA PÁGINA 23

CART LOCKS

Kinedyne FE8090-2-1 series roll-in cart lock is a positive securement system for roller cart applications. The unique design allows for easy installation and removal from Kinedyne series E or A track. The cart lock fits into the track and swings into place to firmly hold the cart against the sidewall with a vise type clamp action. The system provides an open aisle for quick easy access and stores vertically with minimum protrusion. It features a vinyl coating to prevent the marring of carts and a heavy gauge steel construction to assure durability and reliable performance in trucks refrigerated to -20°F.

FE8090-2-1
Full Head

Coated Double Hook
Adjusts from: 24" to 33"
Working Load Limit: 800 lbs./365 kgs.
(while perpendicular to face of track)
Weight: 3.9 lbs./1.7 kgs.



FE8090-4-1
Half Head

Coated Single Hook
Adjusts from: 24.0" to 33.0"
Working Load Limit: 800 lbs./365 kgs.
(while perpendicular to face of track)
Weight: 3.5 lbs./1.6 kgs.



FITTING BODY ASSEMBLY

FE8090-54
End Fitting

REPLACEMENT KIT FOR CART LOCKS

FE8090-65
Nut Cap and Screw

STAKE POCKET ANCHORS

These stake pockets are designed for installation in trailer flooring to accept roll-in cart lock pins. They are to be installed using 1/4" diameter fasteners and may be surface or flush mounted.

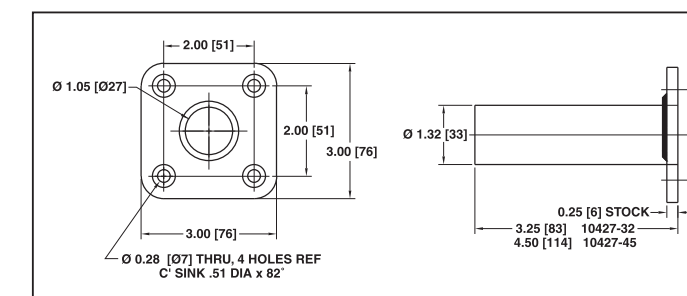
10427-32

Size: 3 1/4"
Weight: 1.1 lbs./0.5 kgs.



10427-45

Size: 4 1/2"
Weight: 1.3 lbs./0.6 kgs.



STRAP STORAGE BAG

Kinedyne's Strap Storage Bag provides a convenient location to store your logistic straps when not in use. Manufactured from durable vinyl material the strap bag attaches to your trailer's E/A track with spring loaded E/A fittings.



80017
Size: 14" high x 24" wide

SEE WARNINGS ON PAGE 21 • VOIR LES AVERTISSEMENTS EN PAGE 22 • VÉASE LAS ADVERTENCIAS EN LA PÁGINA 23

Kaptive Beam Decking System Boosts Trailer Load Capacity

by Up To 100%

Kaptive Beam Systems from Kinedyne utilize an aluminum beam extrusion with a special head assembly that moves within a vertical aluminum track section. When not in use, the Kaptive Beam can be raised to ceiling level for storage. The design of the track allows for easy installation in most trailer configurations and its low profile reduces snagging by forklifts.

WARNING: Kinedyne Kaptive Beams and Kinedyne Kaptive Beam Track are components of a designed system. The use of components other than genuine Kinedyne Kaptive Beam products could result in system failures and void the warranty. Do not overload beams or create a top-heavy, unstable trailer.



Standard palletized cargo loaded in traditional fashion



Same palletized cargo loaded with Kaptive Beam

SYSTEM BENEFITS

- Optimizes efficiency and use of trailer cube
- Designed for quick and easy adjustment
- Helps improve profitability by reducing claims related to damaged freight
- Suitable for both decking and shoring applications
- Convenient storage at ceiling level provides optimum flexibility, while deterring loss and/or theft
- Facilitates quick loading & unloading

Kaptive Beam Systems can pay for themselves in as little as three hauls.

System versatility allows customers to optimize the usable trailer cube for a variety of different applications.



BEAM AND LOCKING HEAD DESIGN

Kinedyne's Kaptive Beams are made from extruded high strength aluminum, designed to give maximum strength at the least possible weight. Head assemblies are made from zinc plated steel, or zinc plated steel and anodized high strength aluminum, depending on the specific product series. A heavy-duty, spring-loaded trigger mechanism automatically locks the beam into the track slots.

WARNING: Do not exceed stated Working Load Limits for Kaptive Beam components. Dynamic loads must be considered to avoid possible overload of system. Actual pallet load supported by the beams must not exceed 50% of the stated Working Load Limit to allow for dynamic loads during transit.

K2 KAPTIVE BEAM SYSTEM

K2: The Second Generation of Kaptive Beam Systems

K2 KAPTIVE BEAMS



9075-102HD

Adjusts from: 97.0" to 107.0" for 102" trailers
Weight: 22.5 lbs./10.2 kgs.

Decking/Vertical Rating: 3,000 lbs./1360 kgs.
Shoring/Horizontal Rating: 2,500 lbs./1133 kgs.

9075-102WF1

Adjusts from: 97.0" to 107.0" for 102" trailers
Weight: 29.7 lbs./13.45 kgs.

Decking/Vertical Rating: 3,335 lbs./1511 kgs.

9075-96

Adjusts from: 90.0" to 100.0" for 96" trailers
Weight: 19.0 lbs./8.6 kgs.

Decking/Vertical Rating: 2,200 lbs./1000 kgs. working load limit based on evenly distributed load.
Shoring/Horizontal Rating: 1,500 lbs./681 kgs. working load limit based on evenly distributed load.

9075-102

Adjust from: 97.0" to 107.0" for 102" trailers
Weight: 20.6 lbs./9.3 kgs.

REPLACEMENT PARTS FOR K2 KAPTIVE BEAM SYSTEMS



9085-20

Beam Head Assembly Complete
Weight: 4.5 lbs./2.0 kgs.



80022-001

Locking Head
Weight: 0.5 lbs./0.2 kgs.



16111-114

Head Insert
Weight: 4.0 lbs./1.8 kgs.



80168-11

Nut
Weight: 0.07 lbs./0.032 kgs.

80168-10

Bolt
Weight: 0.035 lbs./0.016 kgs.

SINGLE FLANGED K2 TRACK SURFACE-MOUNTED

2071-084 – Sheet & Post mount

Material: High-Strength Aluminum Alloy
Minimum Yield: 37,000 psi

Weight: 4.5 lbs./2.04 kgs.
Length: 7.0 ft./2.14 m.



Kinedyne offers a five year warranty on all K2 Kaptive Beam Systems and Components.

DOUBLE FLANGED K2 TRACK SURFACE-MOUNTED

2072-084 – Sheet & Post mount

Material: High-Strength Aluminum Alloy
Minimum Yield: 37,000 psi

Weight: 8.9 lbs./4.03 kgs.
Length: 7.0 ft./2.14 m.



SINGLE K2 TRACK – NO FLANGE RECESSED-MOUNTED

2073-084

Material: High-Strength Aluminum Alloy
Minimum Yield: 35,000 psi

Weight: 2.58 lbs./1.17 kgs.
Length: 7.0 ft./2.14 m.



BEAM STOP AND BEVELED END CAPS FOR SURFACE-MOUNTED K2 TRACK

Beveled end caps captivate the beams and protect the track during loading and unloading.



80097

Beam Stop

Weight: 0.089 lbs./0.04 kgs.

NOTE: Can be used for surface or recessed-mounted track



2071CAP

Single Flanged End Cap

Dimensions: 4" x 2.6"
Weight: 0.15 lbs./0.07 kgs.



2072CAP

Double Flanged End Cap

Dimensions: 6.5" x 2.6"
Weight: 0.3 lbs./0.1 kgs.

LOGISTIC STRAPS FOR K2 KAPTIVE BEAM SYSTEMS

Logistics straps are designed for use with K2 Kaptive Beam Systems.



6416B8

2" Logistic Strap x 16' with 811 Ratchet Buckle and 80112 Single Stud Fittings with D-Rings
Working Load Limit: 1,000 lbs./ 454 kgs.



6516B8

2" Logistic Strap x 16' with 910 Cam Buckle and 80112 Single Stud Fittings with D-Rings
Working Load Limit: 835 lbs./ 380 kgs.

ORIGINAL KAPTIVE BEAM SYSTEM

K1: The Original Kaptive Beam System

K1 KAPTIVE BEAMS



9100-96C – For 96" Trailers
Adjusts from: 90" to 100"
Weight: 23.1 lbs./10.5 kgs.

9100-102C – For 102" Trailers
Adjusts from: 97" to 107"
Weight: 24.1 lbs./11.0 kgs.

9100-102HDC
Adjusts from: 97" to 107"
Weight: 22.5 lbs./10.2 kgs.

9100-102CWF1
Adjusts from: 97" to 107"
Weight: 29.7 lbs./13.5 kgs.

REPLACEMENT PARTS FOR K1 KAPTIVE BEAM SYSTEMS



8694-31
Beam Head Assembly Complete
Weight: 4.80 lbs./2.17 kgs.



8694-30
Locking Head
Weight: 1.60 lbs./0.72 kgs.



80094-114
Head Insert
Weight: 4.80 lbs./0.72 kgs.



80168-11
Nut
Weight: 0.07 lbs./0.032 kgs.

80094-012
K1 Series Head Installation Hardware Kit – Screw, nut & bushing to attach Locking Head (8694-30) to Tube Insert (80094-114)
Weight: 0.25 lbs./0.01 kgs.

80168-10
Bolt
Weight: 0.035 lbs./0.016 kgs.

SINGLE ROW FLANGED K1 TRACK

Alternating "A" track slots and Kaptive Beam locking slots create a very versatile installation. The Kaptive Beam will lock into either shaped slot, while logistic straps and standard "E" beams may be used for additional load restraint.

2055-084D Material: 6005T5 aluminum Minimum Yield: 37,000 psi. Weight: 6.265 lbs./2.84 kgs. Length: 7 ft./2.134 m



DOUBLE ROW FLANGED K1 TRACK

Alternating "A" track slots and Kaptive Beam locking slots create a very versatile installation. The Kaptive Beam will lock into either shaped slot, while logistic straps and standard "E" beams may be used for additional load restraint.

2056-084D Material: 6005T5 aluminum Minimum Yield: 37,000 psi. Weight: 12 lbs./5.44 kgs. Length: 7 ft./2.134 m



BEVELED END CAPS FOR SURFACE-MOUNTED K1 TRACK

Beveled end caps captivate the beams and protect the track during loading and unloading.



2055CAP – Single Row End Cap
Weight: .107 lbs./0.05 kgs.



2056CAP – Double Row End Cap
Weight: .206 lbs./0.1 kgs.



80169 – Top Cap
Weight: .09 lbs./0.04 kgs.

Kaptive Beam System Accessories

RELEASE POLE AND MOUNTING BRACKET

The new head design allows for rapid release of the beam pawl, and has a notched profile for a secure hold when stowing beams in an elevated position.



10022
Weight: 1.8 lbs./0.8 kgs.

NOTE: This pole can be used with K1 & K2 systems.





80117
Release Pole Mounting Bracket
NOTE: To be installed on trailer wall.

INSTRUCTION LABELS

Self-adhesive labels detail operating instructions for Kaptive Beam systems can be permanently affixed to trailer wall.

KB699
Label for K1 Kaptive Beam systems.

K2KB699
Label for K2 Kaptive Beam systems.



BULK WEBBING



Kinedyne has been producing webbing in our Alabama plant for over twenty-five years, making us one of the only true manufacturers of webbing products in North America. This textile production capability allows us to provide quality strap assemblies and bulk webbing at a competitive price. Our web plant operations encompass all aspects of web manufacturing including Beaming, Weaving, Finishing, Stenciling Roll Up & Packing of web products. Our in-house capabilities also give us the flexibility to produce custom stenciled strap assemblies within a very short lead time.

Kinedyne offers a broad range of webbing specifically designed for tie-down applications. These webbings vary according to strength rating, material, thickness and width as shown in the chart below.

STANDARD WEBBING

Part Number	Inches	Mm.	Material	Break Strength (Lbs.)	Break Strength (Kgs.)	Working Load Limit (Lbs.)	Working Load Limit (Kgs.)	Color
1010P	1	25	Polyester	2,500	1,135	835	380	Black
1000E	1	25	Polyester	3,500	1,590	1,165	530	Dark Blue
FE174G	1	25	Polyester	6,000	2,725	2,000	910	Gray
1802E	1.75	45	Polyester	6,500	2,950	2,170	985	Dark Blue
1802G	1.75	45	Polyester	6,500	2,950	2,170	985	Gray
1802F	1.75	45	Polyester	6,500	2,950	2,170	985	Gold
FE165F	1.75	45	Polyester	12,000	5,445	4,000	1,815	Gold
30202F	1.75	45	Polyester	15,000	6,805	5,000	2,270	Gold
30202P	1.75	45	Polyester	15,000	6,805	5,000	2,270	Black
4900E	2	50	Polyester	6,000	2,725	2,000	910	Dark Blue
4900F	2	50	Polyester	6,000	2,725	2,000	910	Gold
4900G	2	50	Polyester	6,000	2,725	2,000	910	Gray
2010SBP	2	50	Polyester	6,000	2,725	2,000	910	Black
2010B	2	50	Polyester	7,500	3,405	2,500	1,135	Light Blue
2080F	2	50	Polyester	10,000	4,535	3,335	1,515	Gold
2054G*	2	50	Polyester	16,500	7,484	5,500	2,494	Gray
2084F	2	50	Polyester	12,000	5,445	4,000	1,815	Gold
3054G*	3	75	Polyester	18,000	8,165	6,000	2,725	Gray
3084F	3	75	Polyester	18,000	8,165	6,000	2,725	Gold
4054G*	4	100	Polyester	24,000	10,885	8,000	3,630	Gray
4080E	4	100	Polyester	20,000	9,075	6,600	2,995	Dark Blue
4080F	4	100	Polyester	20,000	9,075	6,600	2,995	Gold
4080Y	4	100	Polyester	20,000	9,075	6,600	2,995	Red
4084F	4	100	Polyester	24,000	10,885	8,000	3,630	Gold

All webbing sold as multiples of 300' rolls. No more than 3 splices on a 300' roll.
*Rhino webbing not sold in bulk. Chart data is for reference only.

Color Codes

- A – Olive Drab
- B – Light Blue
- E – Dark Blue
- F – Gold
- G – Gray
- P – Black
- Y – Red

NOTE: The letter after each webbing profile part number in chart above corresponds to color code. Please specify full part number and color code letter when ordering.



Kinedyne gold-colored web bearing the black edge is available from all Kinedyne locations. This proprietary color will help differentiate Kinedyne straps from the many 'yellow' straps on the market. Our stencil design is a backup to the WLL ratings currently printed on the strap Warning & Ratings tag. Strap products fabricated from Kinedyne's webbing are 'beyond compliant' and will stand up to the most demanding tie-down applications.

SPECIALTY WEBBING

Part Number	Inches	Mm.	Material	Break Strength (Lbs.)	Break Strength (Kgs.)	Working Load Limit (Lbs.)	Working Load Limit (Kgs.)	Color
FE129A	1	25	Nylon	2,500	1,135	835	380	Olive Drab
FE129E	1	25	Nylon	2,500	1,135	835	380	Dark Blue
FE129G	1	25	Nylon	2,500	1,135	835	380	Gray
30100G	1	25	Nylon	4,500	2,050	1,500	680	Gray
FE103P	1.75	45	Nylon	6,000	2,725	2,000	910	Black
30118A	1.75	45	Nylon	9,500	4,320	3,100	1,410	Olive Drab
30118E	1.75	45	Nylon	9,500	4,320	3,100	1,410	Dark Blue
30118G	1.75	45	Nylon	9,500	4,320	3,100	1,410	Gray
30118L	1.75	45	Nylon	9,500	4,320	3,100	1,410	Yellow
30105A	1.75	45	Nylon	15,000	6,805	5,000	2,270	Olive Drab
30105G	1.75	45	Nylon	15,000	6,805	5,000	2,270	Gray
30122A	2	50	Nylon	4,500	2,050	1,500	680	Olive Drab

All webbing sold as multiples of 300' rolls. No more than 3 splices on a 300' roll.

MILITARY WEBBING

Part Number	MIL Spec	Type	Class	MIL-W-27265 Finish
FE129A	MIL-W-4088	Type XVII	Class 1	None
FE129E	MIL-W-4088	Type XVII	Class 1	None
FE129G	MIL-W-4088	Type XVII	Class 1	None
30100G	MIL-W-4088	Type XXV	Class 1A	None
FE103P	MIL-W-4088	Type VII	Class 2	None
30118A	MIL-W-4088	Type X	Class 2	Resin
30118E	MIL-W-4088	Type X	Class 2	Resin
30118G	MIL-W-4088	Type X	Class 2	Resin
30118L	MIL-W-4088	Type X	Class 2	Resin
30105A	MIL-W-4088	Type XXVI	Class 1	Resin
30105G	MIL-W-4088	Type XXVI	Class 1	Resin
30122A	MIL-W-4088	Type VIII b	Class 1	Resin



⚠ COMPONENTS SELECTION & SAFETY INFORMATION

LOAD CAPACITY/RATINGS

Working load capacity information provided in this catalog is intended to help you make decisions when selecting your cargo control system. Equipment overload can result in cargo control system failure. Overloading your cargo control system can result in cargo damage and injury or death to you, a bystander, or another driver. When considering the working load limit, remember:

- All ratings are for products in new condition. Age, wear or damage to any tie-down system can greatly reduce its strength. To ensure your system is working at capacity, always inspect all products prior to each use.
- Load directions other than straight can result in a significant reduction in working load limit. Unless otherwise specified, all ratings are based on a straight tensile pull.
- Your cargo control system is only as strong as its weakest link. The ratings shown in this catalog are contingent upon using Kinedyne track, beams, webbing, and hardware as a system. Cargo control products must be attached to securing points of equal or greater strength to maintain the established working load limit.

DETERMINING YOUR LOAD CAPACITY

When designing a cargo control system using component pieces always select components that meet your needed load rating. **Your cargo control system is only as strong as its weakest link.** For example, if you have a webbing with a working load limit of 4,000 lbs., a ratchet buckle with a working load limit of 3,670 lbs., and end fittings with a working load limit of 1,670 lbs., and you sew these components together using a sew pattern with a 2,000 lbs. working load limit, then the load limit of the system is only 1,670 lbs. When sewing webbing into your system, always consider the strength of the sew pattern you use. When choosing your sew pattern make sure you select a pattern that will support your needed load limit. **The only way to determine the strength of a sew pattern is to properly test it.** Refer to current WSTDA (Web Sling & Tie Down Association) recommended practices for proper test methods. Preassembled Kinedyne cargo control systems are always sewn to support the stated working load limit. **Never use Kinedyne components for lifting applications.**

RATCHET BUCKLES

Kinedyne offers a complete line of ratchet buckles to handle all types of tie-down applications. All buckles are designed for strength, durability and ease of operation. Ratchet buckles are available for webbing widths 1" to 4" with various handle configurations to satisfy user preferences.

Kinedyne ratchet buckles are made from heat treated carbon steel with a zinc plated finish for corrosion protection.

Operating Instructions:

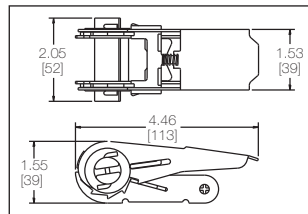
To tension: Pull webbing through reel bars to eliminate slack. Operate handle back and forth until webbing is properly tensioned. Reel bars must have at least two wraps of webbing to ensure no slippage. Wrench drive models require the use of a socket or wrench.

To release: Pull handle pawl back and rotate handle over center to full open position.

1" STANDARD HANDLE



810



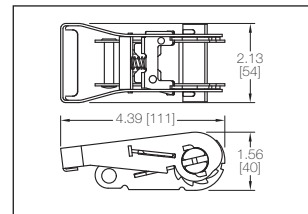
Working Load Limit: 500 lbs./230 kgs.
Weight: 0.51 lbs./0.23 kgs.

Code: 23

1" WIDE HANDLE



809



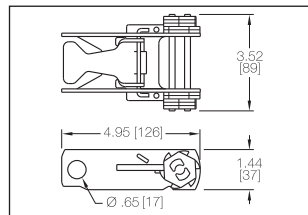
Working Load Limit: 500 lbs./230 kgs.
Weight: 0.54 lbs./0.24 kgs.

Code: 25

1-3/4" WRENCH DRIVE LIFT-TO-RELEASE



FE7630-7



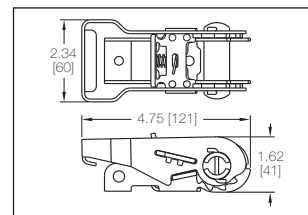
Working Load Limit: 1,235 lbs./560 kgs.
Weight: 1.3 lbs./0.6 kgs.

Code: 90

1" WIDE HANDLE



800



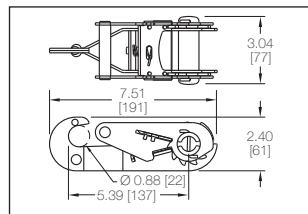
Working Load Limit: 1,100 lbs./500 kgs.
Weight: 0.74 lbs./0.34 kgs.

Code: 27

1-3/4" HOOK END



31000



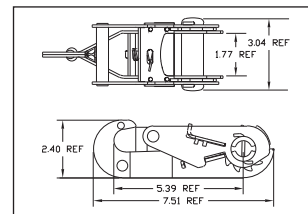
Working Load Limit: 2,000 lbs./910 kgs.
Weight: 1.62 lbs./0.73 kgs.

Code: 39

1-3/4" HOOK END WITH KEEPER



31003



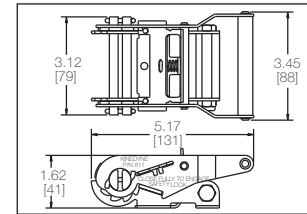
Working Load Limit: 2,000 lbs./909 kgs.
Weight: 1.8 lbs./0.8 kgs.

Code: 34

2" STANDARD HANDLE



811



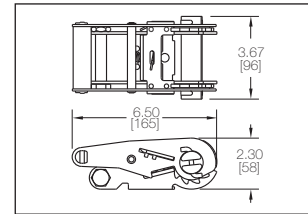
Working Load Limit: 1,670 lbs./751 kgs.
Weight: 1.15 lbs./0.52 kgs.

Code: 37

2" STANDARD HANDLE



802



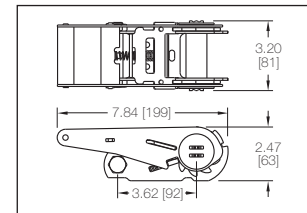
Working Load Limit: 3,670 lbs./1665 kgs.
Weight: 2.25 lbs./1.02 kgs.

Code: 29

2" LONG HANDLE



FE7700-1



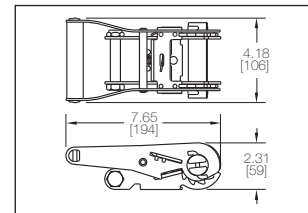
Working Load Limit: 3,750 lbs./1705 kgs.
Weight: 2.57 lbs./1.17 kgs.

Code: 91

2" WIDE HANDLE



804



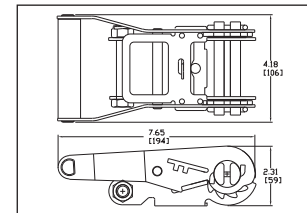
Working Load Limit: 4,000 lbs./1814 kgs.
Weight: 2.41 lbs./1.09 kgs.

Code: 30

2" STANDARD HANDLE WITH WIDE RELEASE



815

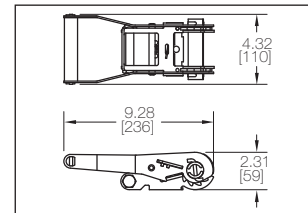


Working Load Limit: 3,670 lbs./1665 kgs.
Weight: 2.41 lbs./1.09 kgs.

2" LONG WIDE HANDLE



803



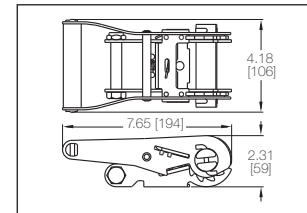
Working Load Limit: 4,000 lbs./1814 kgs.
Weight: 2.44 lbs./1.11 kgs.

Code: 35

2" STAINLESS STEEL WITH WIDE HANDLE



804SS



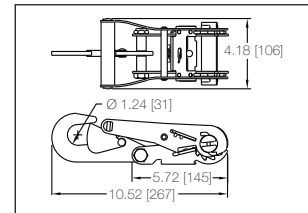
Working Load Limit: 2,935 lbs./1335 kgs.
Weight: 2.91 lbs./1.32 kgs.

Code: 31

2" WIDE HANDLE WITH HOOK



804HK



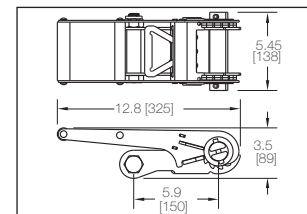
Working Load Limit: 3,670 lbs./1665 kgs.
Weight: 3.21 lbs./1.46 kgs.

Code: 86

3" LONG HANDLE



806



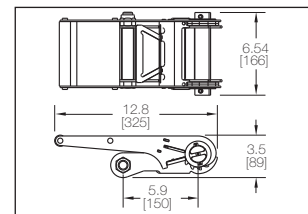
Working Load Limit: 5,670 lbs./2575 kgs.
Weight: 7.09 lbs./3.26 kgs.

Code: 33

4" LONG HANDLE



808



Working Load Limit: 8,000 lbs./3630 kgs.
Weight: 8.17 lbs./3.71 kgs.

Code: 24

CAM BUCKLES

Kinedyne cam buckles are designed to provide a fast and efficient tie-down method. These buckles are exceptionally durable and easy to operate. Strength ratings are contingent upon the use of recommended webbing.

Kinedyne cam buckles are made from diecast zinc alloys and carbon steel with a zinc plated finish.

NOTE: Cam pin joint should be periodically lubricated with a spray lubricant to keep lever operating properly.

Operating Instructions:

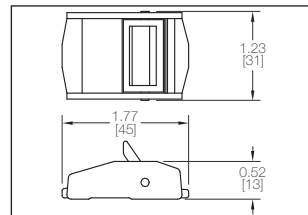
To tension: Pull handhold until desired tension is achieved.

To release: Press cam.

1" CAM BUCKLE



607



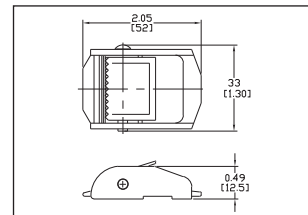
Working Load Limit: 200 lbs./95 kgs.
Weight: 0.08 lbs./0.04 kgs.

Code: 60

1" CAM BUCKLE



608



Working Load Limit: 235 lbs./110 kgs.
Weight: 0.13 lbs./0.06 kgs.

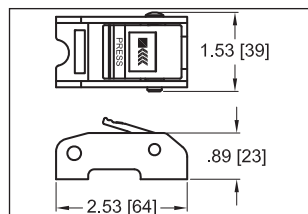
Code: 26

Webbing: FE129 or 1010 & 1000

1" CAM BUCKLE ONE-PIECE FRAME



605



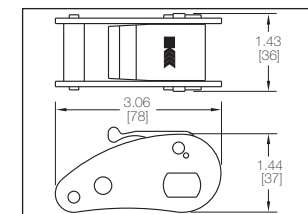
Working Load Limit: 500 lbs./226 kgs.
Weight: 0.27 lbs./0.12 kgs.

Code: 21
Webbing: 1000

1" CAM BUCKLE



FE8055-1



Working Load Limit: 835 lbs./380 kgs.
Weight: 0.44 lbs./0.20 kgs.

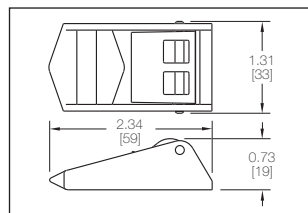
Code: 97

Webbing: 30100 or FE174

1" CAM BUCKLE



31210 - NAS1382-7



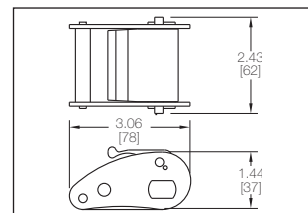
Working Load Limit: 170 lbs./80 kgs.
Weight: 0.13 lbs./0.06 kgs.

Code: 18
Webbing: FE129

2" CAM BUCKLE



43010



Working Load Limit: 835 lbs./380 kgs.
Weight: 0.69 lbs./0.31 kgs.

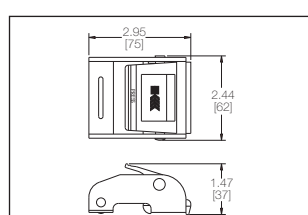
Code: 19

Webbing: 4900

2" CAM BUCKLE ONE-PIECE FRAME



910



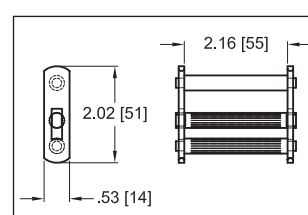
Working Load Limit: 835 lbs./380 kgs.
Weight: 0.58 lbs./0.26 kgs.

Code: 81
Webbing: 4900

2" SLIDE BAR BUCKLE



914



Working Load Limit: 167 lbs./76 kgs.
Weight: 0.20 lbs./0.09 kgs.

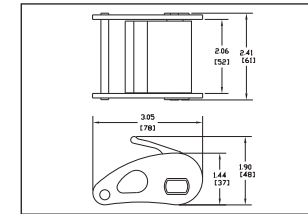
Code: 97

Webbing: 2010SBP

2" CAM BUCKLE



31100 - NAS1211F20



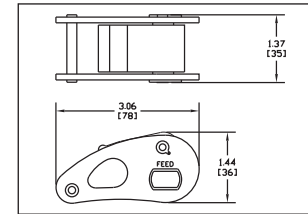
Working Load Limit: 835 lbs./379 kgs.
Weight: 0.33 lbs./0.15 kgs.

Code: 12

1" CAM BUCKLE



31104 - NAS1211F10



Working Load Limit: 600 lbs./272 kgs.
Weight: 0.19 lbs./0.09 kgs.

Code: 13

OVERCENTER BUCKLES

Kinedyne overcenter buckles enable the user to put additional tension on the strap through an effective overcenter toggle action with minimum wear to the webbing. All overcenter buckles, except the 905 and 960 feature a positive lock mechanism.

Kinedyne overcenter buckles are made from carbon steel with either a zinc plated, powder coated or stainless steel finish.

Operating Instructions:

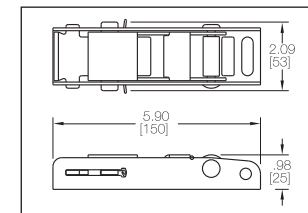
To tension: Apply initial tension by pulling the handhold strap while the buckle handle is in the open position. As the handle is closed, additional strap tensioning occurs.

To release: Models 909, 970, 974 and FE8265-1 release by disengaging the spring-loaded locking latch. All other models release by simply pulling up on the handhold strap.

1" OVERCENTER BUCKLE



FE8265-1



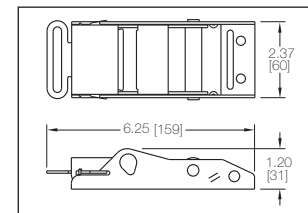
Working Load Limit: 1,000 lbs./455 kgs.
Weight: 0.7 lbs./0.3 kgs.

Code: 98
Webbing: FE174

1-3/4" OVERCENTER BUCKLE STAINLESS STEEL



970



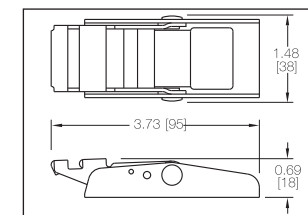
Working Load Limit: 1,000 lbs./455 kgs.
Weight: 0.76 lbs./0.34 kgs.

Code: 88
Webbing: 1802

1-3/4" OVERCENTER BUCKLE



903



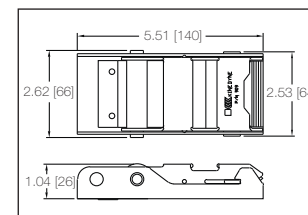
Working Load Limit: 335 lbs./155 kgs.
Weight: 0.2 lbs./0.1 kgs.

Code: 78
Webbing: 1000, 1010, FE129

2" OVERCENTER BUCKLE



909



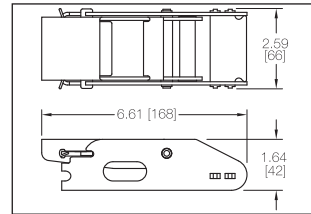
Working Load Limit: 1,335 lbs./605 kgs.
Weight: 0.64 lbs./0.29 kgs.

Code: 85
Webbing: 1802

1-3/4" OVERCENTER BUCKLE

974

Working Load Limit: 1,670 lbs./760 kgs.
Weight: 1.1 lbs./0.5 kgs.

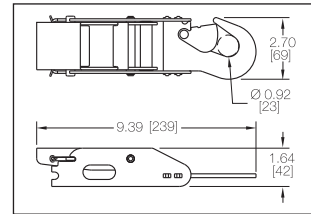


Code: 82
Webbing: 1802, 30118

1-3/4" OVERCENTER BUCKLE WITH HOOK

975

Working Load Limit: 1,670 lbs./760 kgs.
Weight: 1.4 lbs./0.6 kgs.

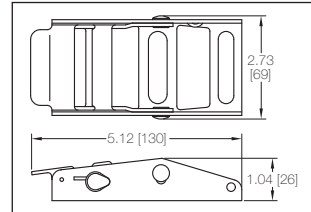


Code: 83
Webbing: 1802, 30118

2" OVERCENTER BUCKLE

905

Working Load Limit: 500 lbs./230 kgs.
Weight: 0.56 lbs./0.25 kgs.

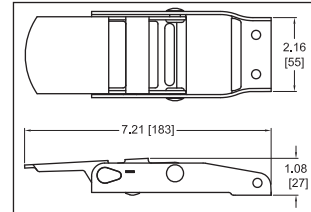


Code: 79
Webbing: 4900

2" OVERCENTER BUCKLE BLACK FINISH

960

Working Load Limit: 600 lbs./275 kgs.
Weight: 0.62 lbs./0.28 kgs.



Code: 87
Webbing: 2010, 4900

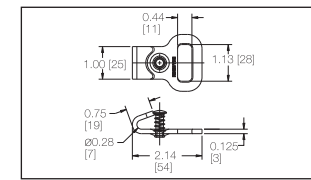
FLAT HOOKS

Kinedyne flat hooks are made from heat treated carbon steel and are either zinc plated or black e-coated.

1" FLAT HOOK WITH KEEPER

1044

Working Load Limit: 1,150 lbs./525 kgs.
Weight: 0.1 lbs./0.05 kgs.

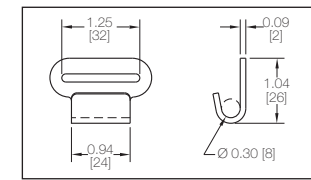


Code: 80

1" FLAT HOOK

34038-3 - NAS1382-4

Working Load Limit: 235 lbs./110 kgs.
Weight: 0.04 lbs./0.02 kgs.

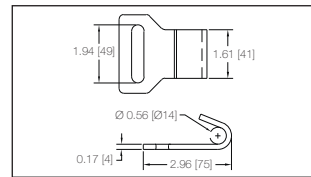


Code: 31

2" FLAT HOOK

34038-4

Working Load Limit: 1,835 lbs./835 kgs.
Weight: 0.40 lbs./0.18 kgs.

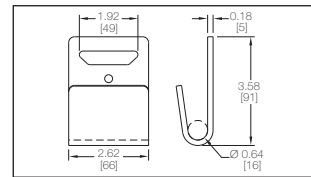


Code: 27

2" FLAT HOOK

1015

Working Load Limit: 3,335 lbs./1515 kgs.
Weight: 0.68 lbs./0.31 kgs.

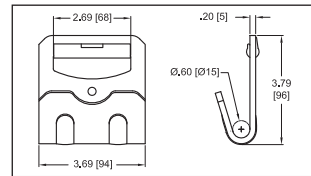


Code: 20

4" FLAT HOOK WITH ABRASION CLIP

1021

Working Load Limit: 5,400 lbs./2450 kgs.
Weight: 1.09 lbs./0.49 kgs.



Code: 21

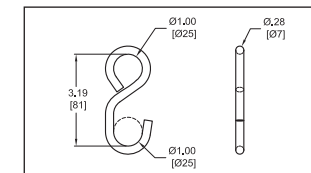
S HOOKS

Kinedyne S Hooks are either zinc plated or black e-coated or black vinyl coated.

1" S HOOK

1104 - Zinc Plated

Working Load Limit: 170 lbs./80 kgs.
Weight: 0.14 lbs./0.06 kgs.

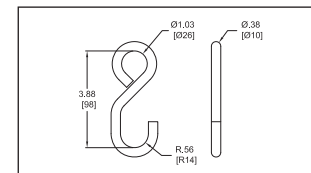


Code: 72

1" HD S HOOK

1102 - Zinc Plated

Working Load Limit: 500 lbs./230 kgs.
Weight: 0.29 lbs./0.13 kgs.

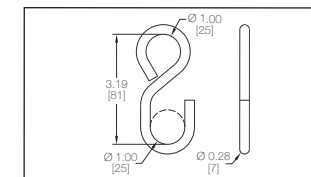


Code: 88

1" S HOOK

1103 - Vinyl Coated

Working Load Limit: 170 lbs./80 kgs.
Weight: 0.15 lbs./0.07 kgs.

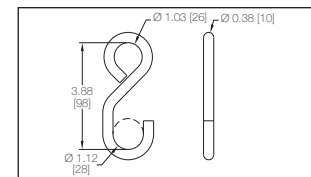


Code: 89

1" HD S HOOK

1101 - Vinyl Coated

Working Load Limit: 500 lbs./230 kgs.
Weight: 0.31 lbs./0.14 kgs.

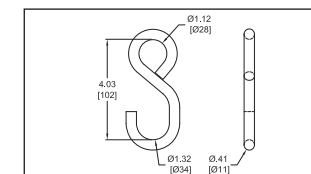


Code: 87

4" S HOOK

8670 - E-Coated

Working Load Limit: 1,000 lbs./455 kgs.
Weight: 0.39 lbs./0.18 kgs.

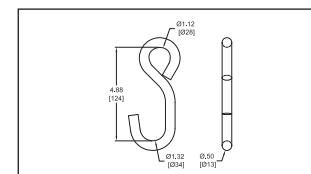


Code: 28

4" HD S HOOK

8669 - E-Coated

Working Load Limit: 1,800 lbs./818 kgs.
Weight: 0.61 lbs./0.28 kgs.

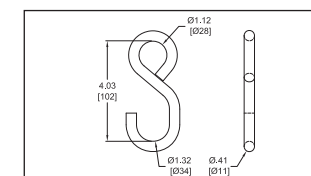


Code: 37

4" S HOOK

8670Z - Zinc Plated

Working Load Limit: 1,000 lbs./455 kgs.
Weight: 0.39 lbs./0.18 kgs.

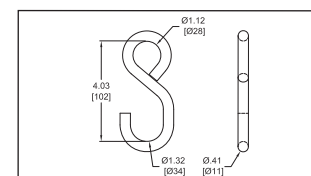


Code: 28

4" S HOOK

8670V - Vinyl Coated

Working Load Limit: 1,000 lbs./455 kgs.
Weight: 0.41 lbs./0.19 kgs.



Code: 28

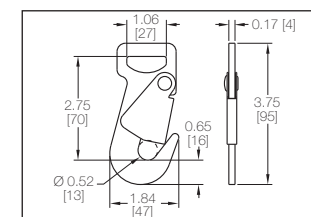
SNAP HOOKS

Kinedyne snap hooks are made from heat treated carbon steel with a zinc plated finish, except for 1212SS which is stainless steel.

1" SNAP HOOK

FE8028-1

Working Load Limit: 1,835 lbs./835 kgs.
Weight: 0.22 lbs./0.10 kgs.

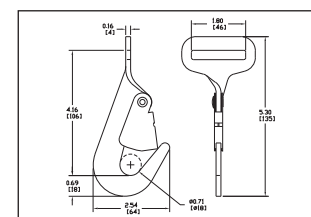


Code: 69

1-3/4" TWISTED SNAP HOOK

1207

Working Load Limit: 1,670 lbs./760 kgs.
Weight: 0.3 lbs./0.2 kgs.



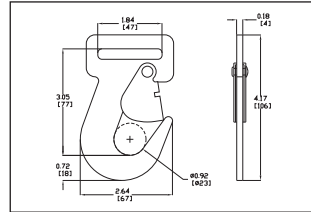
Code: 62

2" SNAP HOOK



FE7900-1

Working Load Limit: 2,000 lbs./910 kgs.
Weight: 0.37 lbs./0.17 kgs.



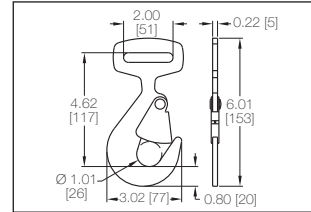
Code: 70

2" SNAP HOOK



1209

Working Load Limit: 3,335 lbs./1515 kgs.
Weight: 0.69 lbs./0.31 kgs.



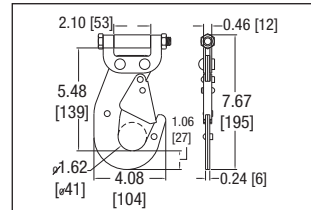
Code: 63

2" SNAP HOOK



31410

Working Load Limit: 3,335 lbs./1515 kgs.
Weight: 0.70 lbs./0.31 kgs.



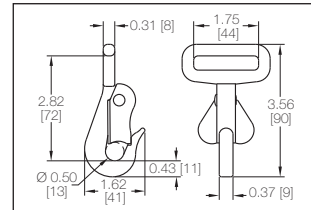
Code: 65

1-3/4" FORGED SNAP HOOK



31417 - PIA-PS22042-1

Working Load Limit: 1,670 lbs./760 kgs.
Weight: 0.36 lbs./0.16 kgs.



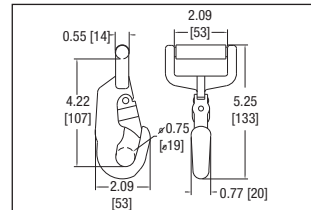
Code: 66

2" FORGED SNAP HOOK



1211

Working Load Limit: 3,335 lbs./1515 kgs.
Weight: 0.93 lbs./0.42 kgs.



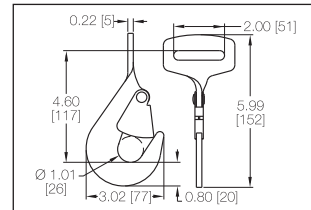
Code: 85

2" TWISTED SNAP HOOK



1212

Working Load Limit: 3,335 lbs./1515 kgs.
Weight: 0.70 lbs./0.32 kgs.



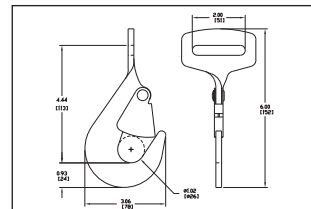
Code: 64

2" TWISTED SNAP HOOK STAINLESS STEEL



1212SS

Working Load Limit: 1,670 lbs./760 kgs.
Weight: 0.70 lbs./0.32 kgs.



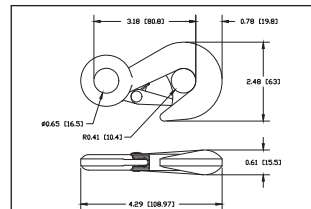
Code: 71

EYE-HOLE SNAP HOOK



1202

Working Load Limit: 3,335 lbs./1515 kgs.
Weight: 0.56 lbs./0.25 kgs.



Code: 61

WIRE HOOKS

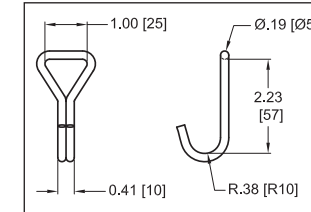
Kindeyne wire hooks and rings are made from heat treated carbon steel with a zinc plated finish.

1" U HOOK



C1003

Working Load Limit: 167 lbs./76 kgs.
Weight: 0.07 lbs./0.03 kgs.



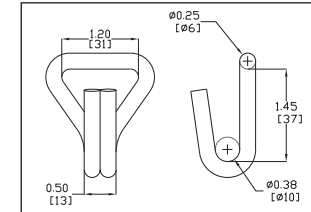
Code: 86

1" HD NARROW HOOK



1003

Working Load Limit: 835 lbs./380 kgs.
Weight: 0.12 lbs./0.05 kgs.



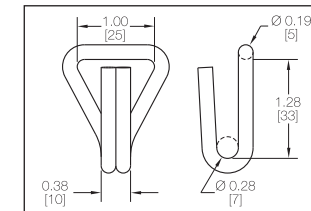
Code: 81

1" NARROW HOOK



1004

Working Load Limit: 170 lbs./80.0 kgs.
Weight: 0.1 lbs./0.02 kgs.



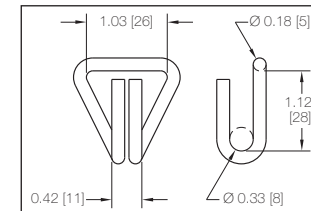
Code: 82

1" NARROW HOOK



34031-18 - NAS1382-2

Working Load Limit: 267 lbs./120 kgs.
Weight: 0.05 lbs./0.02 kgs.



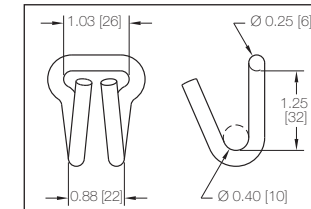
Code: 33

1" OPEN HOOK



34031-8 - NAS1211E10

Working Load Limit: 1,000 lbs./455 kgs.
Weight: 0.10 lbs./0.05 kgs.



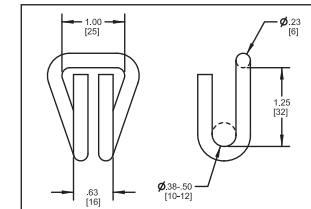
Code: 77

1" NARROW HOOK



34031-10 - NAS1211D10

Working Load Limit: 900 lbs./410 kgs.
Weight: 0.10 lbs./0.04 kgs.



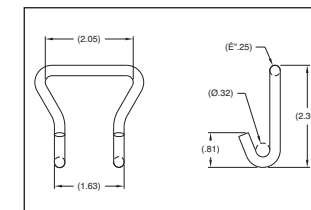
Code: 78

2" WIRE PROPANE TANK HOOK



C1020

Working Load Limit: 250 lbs./113 kgs.
Weight: 0.12 lbs./0.05 kgs.



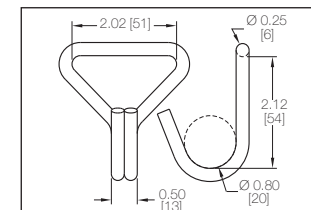
Code: 14

2" NARROW HOOK



1005

Working Load Limit: 500 lbs./230 kgs.
Weight: 0.18 lbs./0.08 kgs.



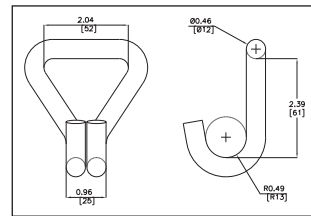
Code: 04

2" HD NARROW HOOK



1006

Working Load Limit: 3,700 lbs./1700 kgs.
Weight: 0.62 lbs./0.28 kgs.



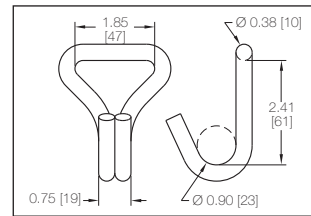
Code: 84

2" NARROW HOOK



1007

Working Load Limit: 1,670 lbs./760 kgs.
Weight: 0.38 lbs./0.17 kgs.



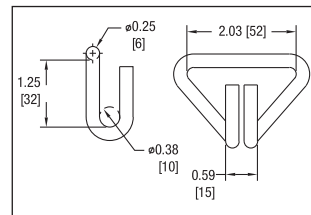
Code: 60

2" WIRE HOOK



34031-12 - NAS1211D20

Working Load Limit: 835 lbs./380 kgs.
Weight: 0.12 lbs./0.06 kgs.



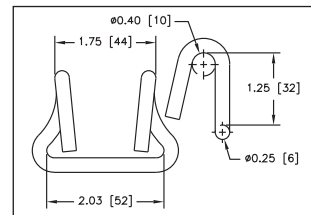
Code: 79

2" OPEN HOOK



34031-17 - NAS1211E20

Working Load Limit: 835 lbs./380 kgs.
Weight: 0.11 lbs./0.05 kgs.



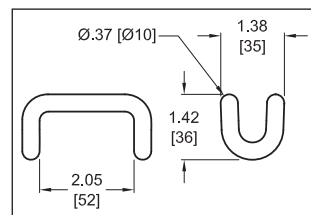
Code: 32

RAVE HOOK



9003

Working Load Limit: 1,000 lbs./455 kgs.
Weight: 0.10 lbs./0.05 kgs.



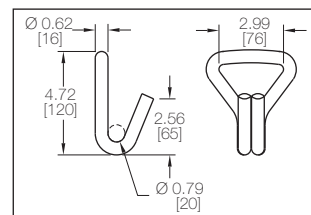
Code: 77

3" NARROW HOOK



1016

Working Load Limit: 7,333 lbs./3330 kgs.
Weight: 1.40 lbs./0.64 kgs.



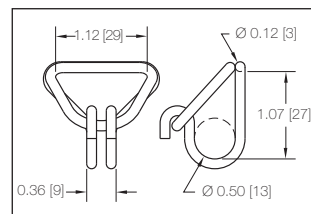
Code: 36

1" HOOK AND KEEPER



33206 - NAS1382-5

Working Load Limit: 400 lbs./185 kgs.
Weight: 0.04 lbs./0.02 kgs.



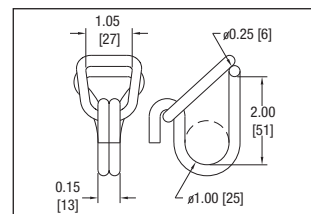
Code: 73

1" HOOK AND KEEPER



33207

Working Load Limit: 3,000 lbs./1360 kgs.
Weight: 0.30 lbs./0.14 kgs.



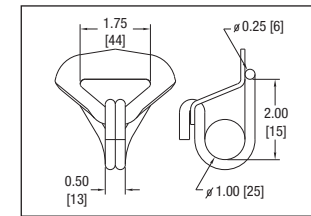
Code: 74

1-3/4" HOOK AND KEEPER



33210 - NAS1211H17

Working Load Limit: 1,670 lbs./757 kgs.
Weight: 0.30 lbs./0.14 kgs.



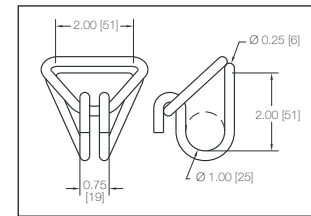
Code: 76

2" HOOK AND KEEPER



33209 - NAS1211H20

Working Load Limit: 1,670 lbs./757 kgs.
Weight: 0.28 lbs./0.13 kgs.



Code: 75

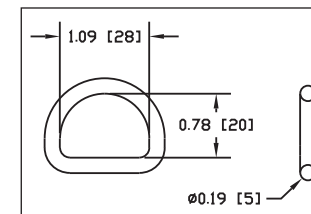
RINGS

1" D-RING



34025-40 - NAS1382-1

Working Load Limit: 335 lbs./150 kgs.
Weight: 0.02 lbs./0.01 kgs.



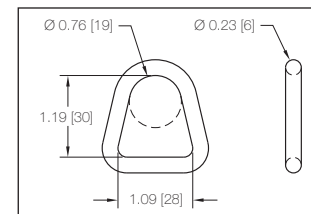
Code: 47

1" DELTA RING R SERIES



34025-30 - NAS1211A10

Working Load Limit: 1,335 lbs./605 kgs.
Weight: 0.06 lbs./0.03 kgs.



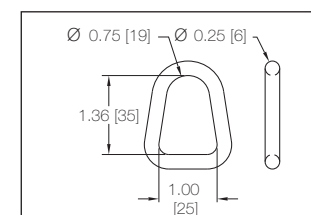
Code: 54

1" D-RING



1703

Working Load Limit: 1,670 lbs./757 kgs.
Weight: 0.08 lbs./0.04 kgs.



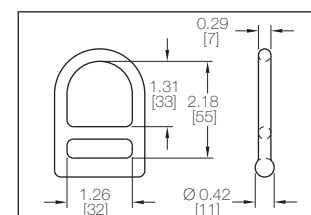
Code: 45

1" D-RING



FE8400-1

Working Load Limit: 2,170 lbs./985 kgs.
Weight: 0.2 lbs./0.1 kgs.



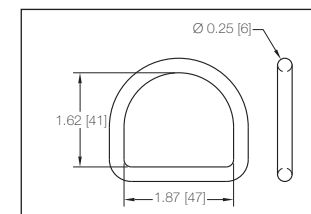
Code: 58

1-3/4" D-RING



34025-14

Working Load Limit: 1,335 lbs./605 kgs.
Weight: 0.11 lbs./0.05 kgs.



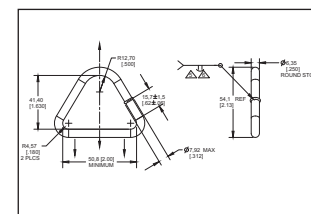
Code: 51

2" D-RING



34025-3 - NAS1211A20

Working Load Limit: 1,000 lbs./455 kgs.
Weight: 0.10 lbs./0.05 kgs.



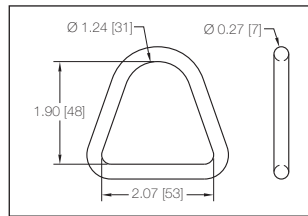
Code: 48

2" D-RING



1027

Working Load Limit: 1,670 lbs./760 kgs.
Weight: 0.10 lbs./0.06 kgs.



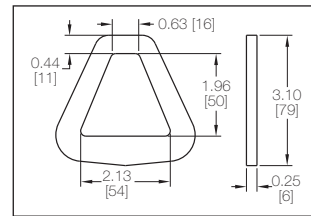
Code: 44

2" FLAT DELTA RING



1023

Working Load Limit: 3,335 lbs./1515 kgs.
Weight: 0.32 lbs./0.15 kgs.



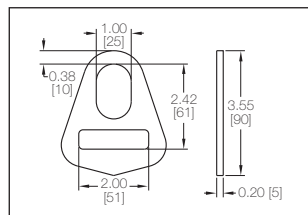
Code: 42

2" FLAT DELTA RING



FE7936-1

Working Load Limit: 5,400 lbs./2450 kgs.
Weight: 0.28 lbs./0.13 kgs.



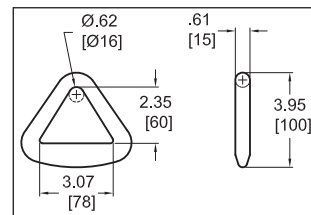
Code: 55

3" DELTA RING



1025

Working Load Limit: 6,000 lbs./2720 kgs.
Weight: 0.80 lbs./0.36 kgs.



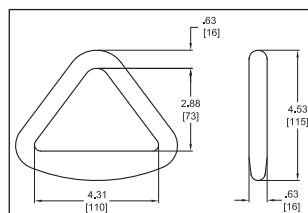
Code: 25

4" DELTA RING



1026

Working Load Limit: 6,670 lbs./3025 kgs.
Weight: 1.25 lbs./0.57 kgs.



Code: 10

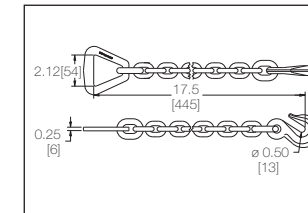
CHAIN ENDS

2" CHAIN ANCHOR



3705-2

Working Load Limit: 3,335 lbs./1515 kgs.
Weight: 2.67 lbs./1.21 kgs.



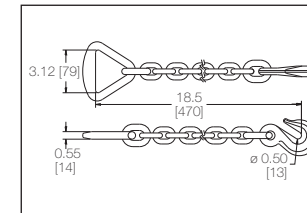
Code: 39

3" - 4" CHAIN ANCHOR



3705-3

Working Load Limit: 5,400 lbs./2450 kgs.
Weight: 3.76 lbs./1.71 kgs.



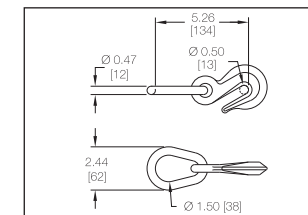
Code: 40

3/8" GRAB HOOK ASSEMBLY



3704

Working Load Limit: 5,400 lbs./2450 kgs.
Weight: 1.4 lbs./0.6 kgs.
Use With: 5/16" and 3/8" chain



Code: 50

LOGISTIC TRACK FITTINGS

Kinedyne logistic track fittings are made from carbon steel and zinc plated for corrosion resistance.

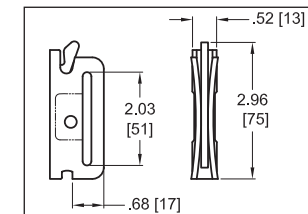
WARNING: Series E, A, F and L track fittings are designed for use with Kinedyne Logistic Track. Load ratings may be reduced when used with other tracks or if the track fitting is not positively engaged. Your cargo control system is only as strong as its weakest link. All ratings for series E and A fittings are based on using Kinedyne 11 gauge track.

SERIES E OR A SPRING LOADED FITTING



FE8306-1

Working Load Limit: 1,500 lbs./680 kgs.
Weight: 0.22 lbs./0.10 kgs.



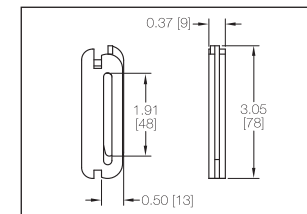
Code: 01

SERIES E OR A 3-PIECE FITTING



43020-1

Working Load Limit: 1,000 lbs./455 kgs.
Weight: 0.2 lbs./0.1 kgs.



Code: 02

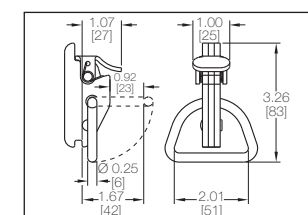
Also Available: 43020-2

SERIES E OR A FITTING WITH 2" D-RING



FE8301-1

Working Load Limit: 2,000 lbs./910 kgs.
Weight: 0.46 lbs./0.21 kgs.



Code: 17

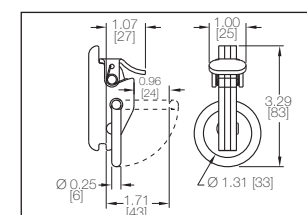
*Based on 45° pull away from keeper.

SERIES E OR A FITTING WITH 1" RING



FE8264-1

Working Load Limit: 2,000 lbs./910 kgs.
Weight: 0.31 lbs./0.14 kgs.



Code: 05

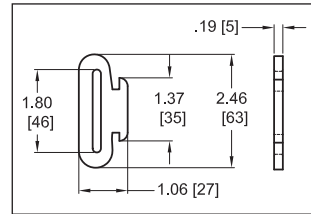
*Based on 45° pull away from keeper.

1" TRACK FITTING



C1823

Working Load Limit: 670 lbs./305 kgs.
Weight: 0.09 lbs./0.04 kgs.



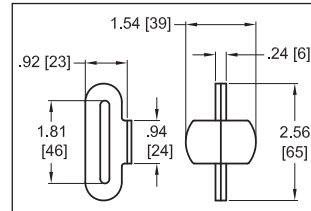
Code: 15
Track: 1806

1" TRACK BUTTERFLY FITTING



C1831

Working Load Limit: 670 lbs./304 kgs.
Weight: 0.13 lbs./0.06 kgs.



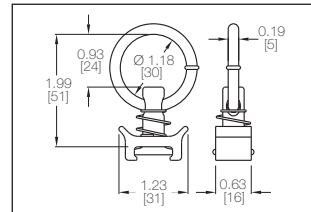
Code: 18
Track: 1805, 1806

SERIES L SINGLE STUD FITTING WITH RING



32401

0° Vertical Working Load Limit: 1,333 lbs./605 kgs.
45° Pull Angle Working Load Limit: 1,000 lbs./455 kgs.
90° Horizontal Pull Angle Working Load Limit: 1,000 lbs./455 kgs.
Weight: 0.09 lbs./0.04 kgs.



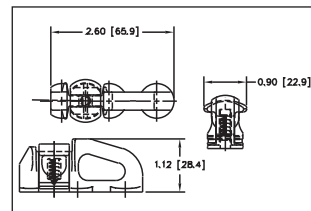
Code: 41

SERIES L TRIPLE STUD FITTING WITHOUT RING



32505

0° Vertical Working Load Limit: 2,167 lbs./985 kgs.
60° Pull Angle Working Load Limit: 2,000 lbs./910 kgs.
90° Horizontal Pull Angle Working Load Limit: 1,670 lbs./760 kgs.
Weight: 0.23 lbs./0.10 kgs.



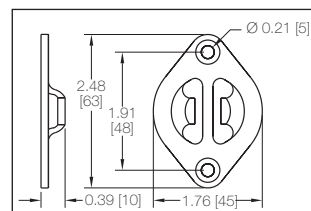
Code: 07

SERIES L ANCHOR PLATE



32620

0° Vertical Working Load Limit: 1,000 lbs./454 kgs.
Weight: 0.08 lbs./0.04 kgs.

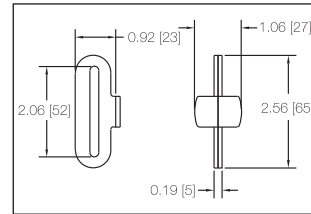


SERIES F 2-PIECE BUTTERFLY FITTING



1831

Working Load Limit: 500 lbs./230 kgs.
Weight: 0.1 lbs./0.05 kgs.



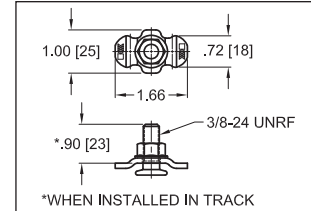
Code: 03

SINGLE L FITTING WITH STUD NUT



FE200744

0° Vertical Working Load Limit: 1,670 lbs./760 kgs.
Weight: 0.10 lbs./0.05 kgs.

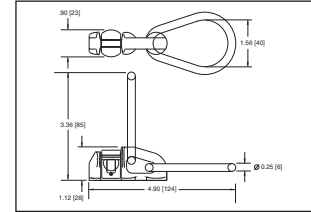


HEAVY DUTY SERIES L TRIPLE STUD FITTING WITH PEAR SHAPED RING



32507

0° Vertical Working Load Limit: 2,000 lbs./910 kgs.
60° Pull Angle Working Load Limit: 2,000 lbs./910 kgs.
90° Horizontal Pull Angle Working Load Limit: 1,670 lbs./760 kgs.
Weight: 0.34 lbs./0.15 kgs.



Code: 08

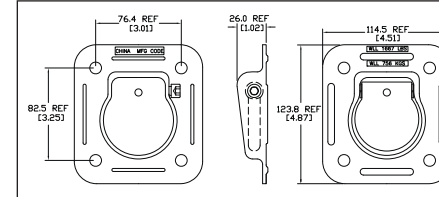
PAN FITTINGS

GALVANIZED PAN FITTING



7196

45° Ring Pull Angle Working Load Limit: 1,670 lbs./756 kgs.
Weight: 1.26 lbs./0.57 kgs.

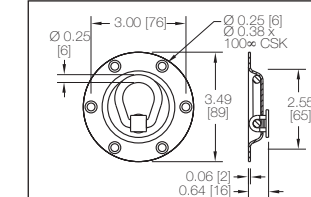


PAN FITTING WITH RING ONLY



32210

0° Ring Vertical Working Load Limit: 735 lbs./335 kgs.
45° Ring Pull Angle Working Load Limit: 735 lbs./335 kgs.
Weight: 0.28 lbs./0.13 kgs.

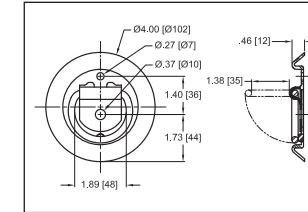


PAN FITTING WITH D-RING AND BLACK COLLAR



7190

Working Load Limit: 200 lbs./95 kgs.

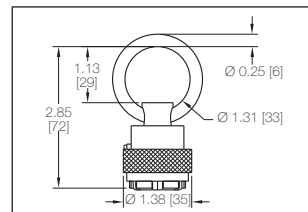


WARNING: Break strength ratings are provided for these items. Application specific factors of safety should be used to ensure end products achieve the required design specifications.

12 JAW FITTING WITH ROUND RING



32326

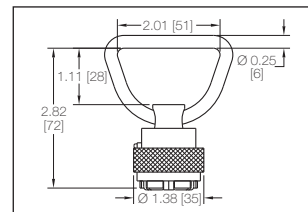


0° Vertical Breaking Strength: 5,475 lbs./2485 kgs.
90° Pull Angle Breaking Strength: 2,300 lbs./1045 kgs.
Weight: 0.29 lbs./0.13 kgs.

12 JAW FITTING WITH DELTA RING



32343

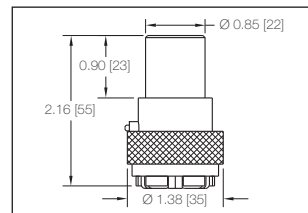


0° Vertical Breaking Strength: 5,475 lbs./2485 kgs.
90° Pull Angle Breaking Strength: 2,300 lbs./1045 kgs.
Weight: 0.31 lbs./0.14 kgs.

12 JAW CHAIR LEG STUD FITTING



32334

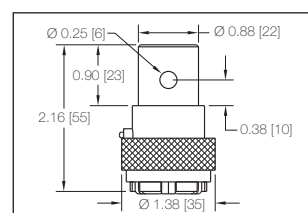


90° Pull Angle Breaking Strength: 2,300 lbs./1045 kgs.
Weight: 0.23 lbs./0.10 kgs.

12 JAW CHAIR LEG STUD FITTING WITH HOLE



32336 - MS22034-2

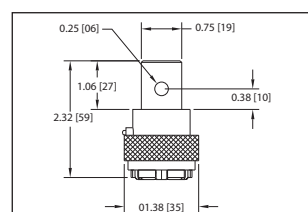


0° Vertical Breaking Strength: 5,475 lbs./2485 kgs.
90° Pull Angle Breaking Strength: 2,300 lbs./1045 kgs.
Weight: 0.23 lbs./0.10 kgs.

12 JAW CHAIR LEG STUD FITTING WITH HOLE



32367 - MS22034-4

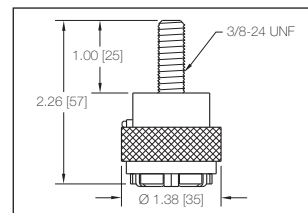


0° Vertical Breaking Strength: 5,475 lbs./2485 kgs.
90° Pull Angle Breaking Strength: 2,300 lbs./1045 kgs.
Weight: 0.24 lbs./0.11 kgs.

12 JAW FITTING WITH THREADED STUD



33115

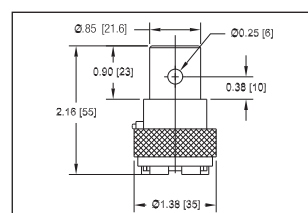


0° Vertical Breaking Strength: 5,475 lbs./2485 kgs.
90° Pull Angle Breaking Strength: 2,300 lbs./1045 kgs.
Weight: 0.22 lbs./0.10 kgs.

12 JAW CHAIR LEG STUD FITTING WITH HOLE



32340 - MS22034-1

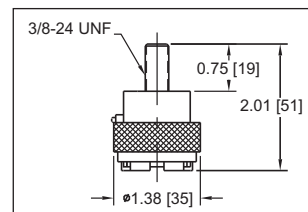


0° Vertical Breaking Strength: 5,475 lbs./2485 kgs.
90° Pull Angle Breaking Strength: 2,300 lbs./1045 kgs.
Weight: 0.23 lbs./0.10 kgs.

12 JAW FITTING WITH THREADED STUD



33116

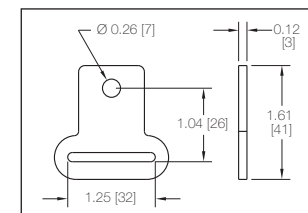


0° Vertical Breaking Strength: 5,475 lbs./2485 kgs.
90° Pull Angle Breaking Strength: 2,300 lbs./1045 kgs.
Weight: 0.21 lbs./0.09 kgs.

1" STRAP END MOUNTING PLATE



34109-5



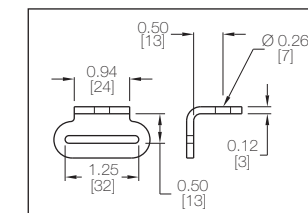
Working Load Limit: 335 lbs./155 kgs.
Weight: 0.05 lbs./0.03 kgs.

Code: 94

1" STRAP END MOUNTING PLATE



34109-6



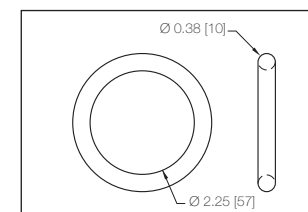
Working Load Limit: 250 lbs./115 kgs.
Weight: 0.06 lbs./0.03 kgs.

Code: 95

2" CIRCULAR RING



34035-6



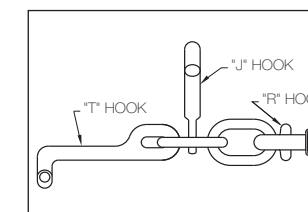
Working Load Limit: 3,335 lbs./1515 kgs.
Weight: 0.26 lbs./0.12 kgs.

Code: 93

CLUSTER HOOK RTJ



FE8171-1



Working Load Limit: 3,900 lbs./1770 kgs.
Weight: 2.22 lbs./1.01 kgs.

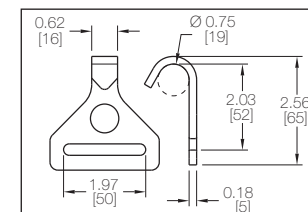
Code: 19

R-Hook (GM & Chrysler),
T-Hook (Ford), J-Hook (Import)

PLATE TRAILER HOOK



FE8427-1



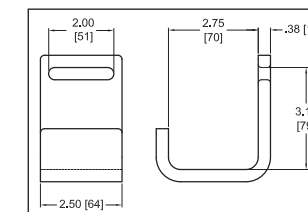
Working Load Limit: 735 lbs./335 kgs.
Weight: 0.18 lbs./0.08 kgs.

Code: 35

ROLL-OFF CONTAINER HOOK



9026



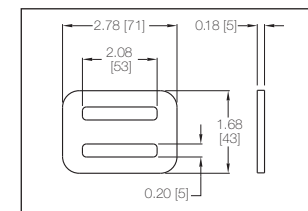
Working Load Limit: 5,400 lbs./2450 kgs.
Weight: 2.06 lbs./0.94 kgs.

Code: 06

2" WEBBING ADJUSTER



1105

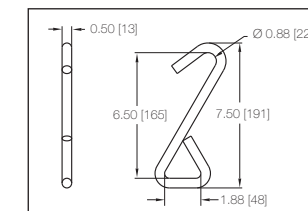


Working Load Limit contingent upon webbing used.
Weight: 0.21 lbs./0.09 kgs.

AUTO TIE-DOWN HOOK



3703



Working Load Limit: 1,667 lbs./760 kgs.
Weight: 0.79 lbs./0.36 kgs.



Introducing the Kin-Sider and Kin-Slider Curtain-Side Solutions from Kinedyne

The systems feature weather-tight designs, heavy-duty rollers and super-durable vinyl, all finished with optional high-resolution printing and an exclusive coating that resists graffiti, UV rays and biological activity.



Two Curtain-Side Products, One Trusted Brand Name

While the Kin-Sider employs familiar fasteners at the bottom of the curtain side, the Kin-Slider features a revolutionary latching approach that enables the curtain to be effortlessly opened and closed within just 30 seconds.

From an Industry Leader

Kinedyne LLC, a world-leading manufacturer and distributor of cargo control products for the transportation industry, introduces its new Kin-Sider and Kin-Slider systems to the North American trucking industry.

A Revolutionary Approach

In designing its new Kin-Sider and Kin-Slider systems, Kinedyne focused on addressing weaknesses such as single-point latching, moisture intrusion, mechanical failure, graphic fading and fungal growth that have often plagued existing curtain-side systems. Kinedyne engineered out the shortcomings of other systems while engineering in a higher degree of performance at every level. In the case of the Kin-Slider, Kinedyne also tackled speed of operation and ease of use issues that can impact those who need to open and close their curtain sides frequently.

Superior Speed & Performance

Everything from the moisture seals to the closure mechanisms to the curtain roller design and graphic integrity protection system has been carefully designed for optimal performance and longevity. And when it comes to sheer efficiency of operation, the 30-second speed of the Kin-Slider is a game-changing technology that is going to impress management and drivers alike.

Traffic-Stopping Graphics

The stunning graphics that are available as an option on both the Kin-Sider and Kin-Slider systems are a result of exclusive materials, advanced processes, proprietary finishes and clever engineering. Kinedyne starts with a high-tenacity, flame-retardant, PVC-laminated polyester substrate that is 10 percent thicker than competing tarp materials and has an operating temperature rating of between 158 degrees Fahrenheit (70 Celsius) and -22 degrees Fahrenheit (-30 Celsius).

Anti-Graffiti Protection

Kinedyne's multipurpose coating is so effective and resistant to foreign agents that materials such as spray paint can be removed with just water within 24 hours. After 24 hours, graffiti and the like can be removed from the curtain side using alcohol or petroleum distillates, and the process can be repeated up to 400 times with no visible impact on graphic appearance.

Designed for Years of Service

Structural and mechanical soundness are evidenced by the use of high-strength aluminum, cast bronze, high-quality rubber seals and curtain rollers made with rugged N6 nylon covers over sealed bearings. When closed, the Kin-Sider and Kin-Slider systems are weather sealed, and when open, their curtains slide flawlessly. The systems are easy to maintain and are safe to be cleaned at any standard commercial truck wash.

Kin-Sider™

Heavy-Duty Curtain-Side Vehicle System



The **Kin-Sider** replaces traditional curtain-side systems commonly used on 18 wheelers. Applications often include scenarios where side loading is advantageous, such as racked cargo, long-cargo formats, and other situations where loading or unloading freight from the rear of a trailer is slow or laborious. Closures for the **Kin-Sider** include web assemblies with easy-to-operate over-center buckle and hook fasteners that are located at the bottom of vertical reinforcements and are augmented with double screws and bolt plates.

Kin-Slider™

30-Second Curtain-Side Vehicle System




The **Kin-Slider** provides a technological advantage for those with chassis-mounted truck bodies that now use roll-up doors and traditional curtain-walled vehicles that want to operate with greater speed and efficiency. The **Kin-Slider** opens and closes at both ends of the truck or trailer, and cargo can be fully accessed and the curtain closed again within just 30 seconds. The system has a unique full-length, vertical, multi-latch closure system with an adjacent, all-in-one latch release mechanism located both forward and rear.



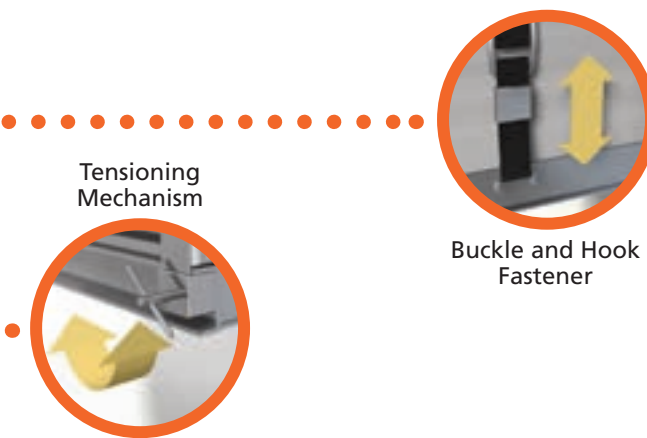
The 30-Second Solution
See the Kin-Slider open and close again in 30 seconds. Scan this QR code with your mobile device, or visit:
<https://www.youtube.com/watch?v=7fxUcnzz2VQ>

Kin-Sider™

Heavy-Duty Curtain-Side Vehicle System



The **Kin-Sider** is easy to open and close with web assemblies and easy-to-operate over-center buckle and hook fasteners. The system includes a tensioning mechanism that promotes a weather-tight fit.




	Applications					
	48' -53'	Drop-deck	Pup	Vehicle Carrier	Box Truck	Glass Truck
Kin-Sider™ Heavy-Duty Curtain-Side Vehicle System						
Automotive				●		
Bagged Goods	●		●		●	
Cabinetry	●		●		●	
Coils and Rolls	●	●	●		●	
Drop-Deck		●				
Drywall	●		●		●	
Doors	●		●		●	
Glass						●
Landscaping	●	●	●		●	
Lumber	●		●			
Parts Courier					●	
Pipe	●	●	●			
Racked Goods	●		●		●	
Windows	●		●		●	
Wood Panels	●		●		●	

Kin-Slider™

30-Second Curtain-Side Vehicle System

The **Kin-Slider** can be fully opened and closed in just 30 seconds. The vertical, multi-latch closure systems with their adjacent, all-in-one latch release mechanisms are located at both ends of the curtain.



All-In-One Latch Release



Vertical, Multi-Latch Closure

Applications	Applications			
	Pup	Box Truck	Glass Truck	Beverage Truck
Beverage				●
Bagged Goods	●	●		
Cabinetry	●	●		
Coils and Rolls	●	●		
Drywall	●	●		
Doors	●	●		
Glass			●	
Landscaping	●	●		
Lumber	●			
Parts Courier		●		
Pipe	●	●		
Racked Goods	●			
Windows	●	●		
Wood Panels	●	●		

The Kin-Slider Gives You the 30-Second Advantage

- Shorter opening and closing time means less time at each delivery point
- Speeds up frequent loading and unloading intervals over short distances
- Quickens deliveries between centralized hubs and satellite distribution points



Penta Rollers Top and Bottom for Smooth Curtain Operation

Tough, Flame-Retardant, PVC-Laminated Polyester Substrate

Anti-Graffiti Coating Resists UV Rays and Fungal Growth

Weather-Tight Pellmet Integrated into Top Rail

Sonically Welded PVC-Saturated Polyester Reinforcement Straps

N6 High-Resistance Nylon Rollers with Sealed Bearings



Stunning Graphics Capabilities

Kinedyne can apply graphics to enhanced curtain-side material using sophisticated digital printing technology capable of achieving resolutions of 360 dots per square inch. Printed graphic applications are covered with an anti-graffiti coating, which also protects image quality

and brand integrity against UV rays and fungal growth. Vinyl and screen-printed graphics can also be applied to a base curtain material available in 10 standard colors. Kinedyne offers an exclusive five-year warranty on vinyl curtain material and a two-year warranty on digital printing.

For more information please contact your Account Executive or our Customer Service Team.

Kinedyne Tire Chains



KINEDYNE
GRIP
LINK™
TIRE CHAINS



OFF-ROAD 7mm

HEAVY DUTY STUD TIRE CHAINS



STUDS

- Stud diameter: 0.30" (7.6 mm)
- Stud Height: 0.64" - 0.70" (16-18 mm)

CROSS LINKS

- Chain is 0.281" (7.4 mm) diameter steel wire
- 15793 15
- 15794 15
- 15795 30
- 15796 30

SIDE WALL CHAIN

- Chain is 0.281" (7.14 mm) diameter steel wire

TENSIONING CAMS

- 15793 4 Outside
- 15794 4 Outside
- 15795 4 Outside, 4 Inside
- 15796 4 Outside, 4 Inside

PACKAGING

- 1 set of singles come in 1 blue pail which weighs between 62.5 and 80 lbs. (28.3 and 36.3 kgs.)
- 1 set of dual triples come 1/2 pair per blue pail (2 pails required for 1 set) and weighs between 113 and 120 lbs. (51.3 and 54.4 kgs.)

#15793PK

11 x 22.5 Single with Stud Cross Chains-1 pair/1 pail/62.5 lbs. (28.3 kgs.)

#15494PK

11 x 24.5 Single with Stud Cross Chains-1 pair/1 pail/80 lbs. (30.0 kgs.)

#15795PK

11 x 22.5 Dual Triple with Stud Cross Chains-1 pair/2 pails/113 lbs. (51.2 kgs.)

#15796PK

11 x 24.5 Dual Triple with Stud Cross Chains-1 pair/2 pails/120 lbs. (54.0 kgs.)

#15793-101 KIT

Grip Link Repair Kit for 15793 and 15795 (2 End Hooks, 1 Cross Chain, 2 Laplinks)

#15794-101 KIT

Grip Link Repair Kit for 15794 and 15796 (2 End Hooks, 1 Cross Chain, 2 Laplinks)

#9004 – T-Wrench

OFF-ROAD 8mm

HEAVY DUTY STUD TIRE CHAINS



STUDS

- Stud diameter: 0.35" (8.8 mm)
- Stud Height: 0.69" - 0.76" (17.5-19.5 mm)

CROSS LINKS

- Chain is 0.312" (7.92 mm) diameter steel wire
- 15800 14
- 15801 16
- 15802 28
- 15803 32

SIDE WALL CHAIN

- Chain is 0.312" (7.92 mm) diameter steel wire

TENSIONING CAMS

- 15800 4 Outside
- 15801 4 Outside
- 15802 4 Outside, 4 Inside
- 15803 4 Outside, 4 Inside

PACKAGING

- 1 set of singles come in 1 green pail which weighs between 78 and 86 lbs. (35.3 and 39 kgs.)
- 1 set of dual triples come 1/2 pair per green pail (2 pails required for 1 set) and weighs between 141 and 156.6 lbs. (64 and 71 kgs.)

#15800PK

11 x 22.5 Single with Stud Cross Chains-1 pair/1 pail/78.0 lbs. (35.3 kgs.)

#15801PK

11 x 24.5 Single with Stud Cross Chains-1 pair/1 pail/86.0 lbs. (39.0 kgs.)

#15802PK

11 x 22.5 Dual Triple with Stud Cross Chains-1 pair/2 pails/141 lbs. (32.0 kgs.)

#15803PK

11 x 24.5 Dual Triple with Stud Cross Chains-1 pair/2 pails/156.6 lbs. (71.0 kgs.)

#15800-101 KIT

Grip Link Repair Kit (2 End Hooks, 1 Cross Chain, 2 Laplinks)

#9004 – T-Wrench

OFF-ROAD 9mm

HEAVY DUTY STUD TIRE CHAINS



STUDS

- Stud diameter: 0.35" (9.0 mm)
- Stud Height: 0.72" (18.3 mm)

CROSS LINKS

- 14 per Tire Chain
- Chain is 0.32" (8.0 mm) diameter steel wire

SIDE WALL CHAIN

- Chain is 0.32" (8.0 mm) diameter steel wire

TENSIONING CAMS

- 5 each - 4 outside and 1 inside on each chain set

PACKAGING

- 1 set of singles come in 1 black pail which weighs between 81 and 84 pounds. (28.3 and 36.3 kgs.)
- 1 set of dual triples come 1/2 pair per black pail (2 pails required for 1 set) and weighs between 150 and 152 pounds (68.0 and 29.0 kgs.)

#15455PK

11 x 22.5 Single with Stud Cross Chains-1 pair/1 pail/81 lbs. (37.0 kgs.)

#15456PK

11 x 24.5 Single with Stud Cross Chains-1 pair/1 pail/84 lbs. (38.0 kgs.)

#15457PK

11 x 22.5 Dual Triple with Stud Cross Chains-1 pair/2 pails/150 lbs. (69.8 kgs.)

#15458PK

11 x 24.5 Dual Triple with Stud Cross Chains-1 pair/2 pails/152 lbs. (74.4 kgs.)

#15455-101 KIT

Grip Link Repair Kit - Stud Cross Chain (2 End Hooks, 1 Cross Chain, 2 Laplinks)

#9004 – T-Wrench

HIGHWAY 7mm**V-BAR
TIRE CHAINS****CROSS LINKS**

- 14 per Tire Chain
- Chain is 0.28" (7.0 mm) diameter steel wire

SIDE WALL CHAIN

- Chain is 0.28" (7.0 mm) diameter steel wire

TENSIONING CAMS

- 4 outside tensioning cams on each chain set

PACKAGING

- 1 set of singles come in 1 white pail which weighs between 66 and 70 pounds (29.9 and 31.7 kgs.)
- 1 set of dual triples come 1/2 pair per white pail (2 pails required for 1 set) and weighs between 118 and 126 pounds. (53.5 and 57.1 kgs.)

#15400PK

11 x 22.5 Single with V-Bar Cross Chains-1 pair/1 pail/66 lbs. (29.9 kgs.)

#15401PK

11 x 24.5 Single with V-Bar Cross Chains-1 pair/1 pail/70 lbs. (31.7 kgs.)

#15402PK

11 x 22.5 Dual Triple with V-Bar Cross Chains-1 pair/2 pails/118 lbs. (53.5 kgs.)

#15403PK

11 x 24.5 Dual Triple with V-Bar Cross Chains-1 pair/2 pails/126 lbs. (57.1 kgs.)

#15400-101 KIT

Grip Link Repair Kit - V-Bar Cross Chain (2 End Hooks, 1 Cross Chain, 2 Laplinks)

#9004 – T-Wrench**HIGHWAY 7mm****SQUARE LINK
TIRE CHAINS****CROSS LINKS**

- 14 per Tire Chain
- Chain is 0.28" (7.0 mm) square edge steel wire

SIDE WALL CHAIN

- Chain is 0.28" (7.0 mm) diameter steel wire

TENSIONING CAMS

- 4 outside tensioning cams on each chain set

PACKAGING

- 1 set of singles come in 1 orange pail which weighs between 67 and 72 pounds (30.4 and 32.6 kgs.)
- 1 set of dual triples come 1/2 pair per orange pail (2 pails required for 1 set) and weighs between 122 and 130 pounds (55.3 and 59.0 kgs.)

#15410PK

11 x 22.5 Single with Square Link Cross Chains-1 pair/1 pail/67 lbs. (30.4 kgs.)

#15411PK

11 x 24.5 Single with Square Link Cross Chains-1 pair/1 pail/72 lbs. (32.6 kgs.)

#15412PK

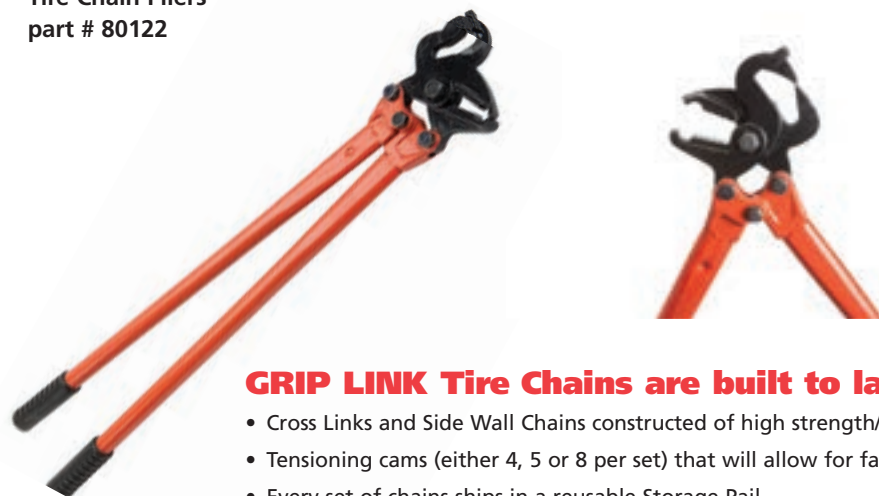
11 x 22.5 Dual Triple with Square Link Cross Chains-1 pair/2 pails/122 lbs. (55.3 kgs.)

#15413PK

11 x 24.5 Dual Triple with Square Link Cross Chains-1 pair/2 pails/130 lbs. (59.0 kgs.)

#15410-101 KIT

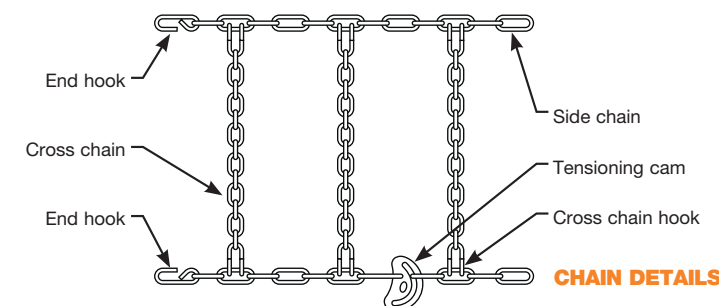
Grip Link Repair Kit - Square Link Cross Chain (2 End Hooks, 1 Cross Chain, 2 Laplinks)

#9004 – T-Wrench**Tire Chain Pliers
part # 80122**

- Engineered to provide both the highest strength and durability
- Forged heavy duty alloy steel jaws
- Ergonomic rubber non-slip grips
- 32" overall Length (0.81 M)

GRIP LINK Tire Chains are built to last and feature:

- Cross Links and Side Wall Chains constructed of high strength/hardened carbon steel for maximum durability.
- Tensioning cams (either 4, 5 or 8 per set) that will allow for fast installation and quick adjustment.
- Every set of chains ships in a reusable Storage Pail.
- Repair Kits available for every GRIP LINK Tire Chain part number.

**TIRE CHAIN INSTALLATION INSTRUCTIONS****1**

- Lay chain on ground with the cross chains spread out as shown.
- Ensure there are no twists in side chains or cross chains assemblies.
- Side chain with 4 tensioning cams must be located on the outside and cross chain end hooks are facing with wire ends toward the ground.

2

- Lay chains on top of tire, leaving one end tucked between tire and ground. Drive onto tire chain (approximately 1/4 turn of tire) then pull chain up around tire.
- Ensure cross chain hook ends are facing away from the tire.
- For V-Bar and Stud Link models, V-Bars and Studs must point away from tire.

3

- Pull up slack to shorten the side chain as much as possible.
- Join ends on both sides of tire chain(s) with end hooks, making sure cross chains and side chains are not twisted.

4

- Insert T-wrench tool into slot in the tensioning cam.

5

- Turn all tensioning cams clockwise to tension the side chains.

6

- Tire chain must be snug with minimal slack after tensioning.
- When properly tensioned, each cam will be in position shown with curved slot towards center of wheel.
- For models with cams on both outside and inside, driver must tighten all cams.
 - V-Bar and Square Link Tire Chains: 4 cams per chain assembly
 - 7MM and 8MM Stud Link Tire Chains:
 - Singles: 4 cams per chain assembly
 - Dual-Triples: 8 cams per chain assembly (4 outside, 1 inside)
 - 9MM Stud Link Tire Chains: 5 cams per chain assembly (4 outside, 1 inside)

7

- If chains are loose, undo cams, pull out excess slack and re-hook ends to shorten side chains.
- Driver must drive approximately 400 meters (1/4-mile), stop and re-tension cams.
- Drive must periodically check tension and fit during operation.

8

- **DO NOT EXCEED 50 KM/H (31 MPH)**
- Tire chains are designed to add traction only. Tire chains must not be used as a solution to help equipment that is stuck.
- Failure to follow these instructions and usage requirements will void any product warranty. Any modification to the product or damage incurred due to misuse will not be warranted.

We have the right stuff for your tow and recovery jobs.

TIRE NETS

Tire Nets for 13" to 20" Tires




TN-076 – 1007 Wire Hooks
TN-076F – 1015 Flat Hooks
TN-076S – 1211 Snap Hooks

The automotive tire net with basket configuration gives you the flexibility on adjustment and tire size to secure your vehicle in transport.

Working Load Limit: 1,670 lbs./757 kgs.

Tire Nets for 13" to 22" Tires



TN-061HD2C – 1007 Wire Hooks

Designed to securely restrain your vehicle from moving and our 2 moulded plastic cleats prevent it from slipping on the tire.

Working Load Limit:
1,670 lbs./757 kgs.

80026 – Cleat for Tire Nets

Tire Nets for 13" to 16" Tires



TN-022 – 1007 Wire Hooks

A quick and convenient way to secure your vehicle to a trailer if there are no convenient tie-down points on your car available.


Working Load Limit:
1,670 lbs./757 kgs.

15668 – FE8306-1 E/A Fitting

High performance vehicles like race cars, exotic and specialty cars require pampering only Steadymate can provide. This tire strap has been designed with no cleats, specifically engineered for low wheel wells. Set includes Left and Right Hand Straps

NOTE: You must order two sets to secure all four wheels.

Working Load Limit: 1,500 lbs./680 kgs.



NOTE: Stenciling artwork may differ on actual product.

AUTO TIE-DOWNS

Auto Tie-Down with Universal Hook



15360 – FE8171-1 Cluster Hook

Used when transporting automobiles inside or on a trailer with floor mounted series "E" or "A" logistic track. Cluster hook allows attachment to tie-down holes on most auto frames.

Working Load Limit: 2,000 lbs./907 kgs.

R-Hook (GM & Chrysler), T-Hook (Ford), J-Hook (Import)

Auto Tie-Down with E Fittings



15533 – FE8029-1 E/A Fitting

Used when transporting automobiles inside or on a trailer. It uses the Universal Auto Hook (part #3703) and is attached with 2 straps on each side of the vehicle connected to the trailer's E track and ratcheted tight. There is also a built in sleeve web protector to protect your strap from abrasion by the automobile.

Working Load Limit: 1,500 lbs./680 kgs.

AXLE STRAPS

Our heavy duty Axle Straps are designed to wrap perfectly around your car's rear axle, chassis or other attachment point and provide you a quick and easy anchoring point for holding down your car. They come in a variety of lengths as well as with the optional feature of a protective sleeve.

Working Load Limit: 3,335 lbs./1513 kgs.



15653G024
2" x 24"

15653G036
2" x 36"

15664 – 2" x 24"
2 Per Package.



15653G024-SL1
With Protective Sleeve
2" x 24"

15653G036-SL1
With Protective Sleeve
2" x 36"

15665 – 2" x 24"
2 Per Package.

15653G044-SL1
With Protective Sleeve
2" x 44"

Made with Premium Rhino Web. The strongest webbing in the industry.

PICK-UP TRUCK NET

CN-390

Designed to fit full size pick-ups, this 6 point net meets the new NACS requirements for securing a load. Cam Buckles allow for adjustment at 3 of the 6 points.

Net size:
5' wide x 8' long.

Overall Size:
12' wide x 8' long.

Working Load Limit: 400 lbs./185 kgs.



15661-1
2" x 7'

Auto Ratchet Tie-Down

Used in combination with our Axle Straps, our Heavy Duty Auto Ratchet Tie-Down will provide you and your vehicle security for the road ahead.

Working Load Limit:
3,335 lbs./1513 kgs.

RETAIL PACKAGED PRODUCTS

Kinedyne is a leader in the development of packaging and display solutions for various retail environments. Our cargo securement offering includes many items with packaging specifically designed to draw attention to our products in retail stores and on showroom displays.

SHIP & DISPLAY CASE

A stylish and rugged master carton designed as a shipping carton with tear away front panel. Case can be used in showrooms and on shelf displays. See page 107 for strap specifications.

15531-1BX – 1" Utility Strap with Ratchet Buckle. Box Qty. (40 pcs.)



BLISTER PACKAGING – STRAP ASSEMBLIES

Strap assemblies available in Four Pack in this packaging is very popular in retail channels.

Four-Pack Sets

One-Inch Straps with Vinyl Coated S-Hooks

See page 107 for details on 15531-1 and 15532-1 Strap Assemblies

Working Load Limit per strap: 500 lbs./230 kgs.



15531 Pack includes strap assembly 15531-1 with Ratchet Buckle and 12' Web x Four straps.



15532 Pack includes strap assembly 15532-1 with Cam Buckle and 6' Web x Four straps.

POLY BAG & HEADER CARD

Many of our one-inch strap assemblies are packaged in convenient poly bag with a header card making them suitable for hook style display racks. See page 25 for a sampling of our "PK" series straps packaged in this manner.



MERCHANDISABLE BOXES

Several products are packaged in full color boxes suitable for shelf displays. The boxes are designed to draw buyers to the product with graphics, photographs and operating instructions. The Cargo Bar is ideal for use in automobiles and pick up trucks to keep cargo from shifting. The Cargo Bar is a steel and adjusts from 40" to 70".



15472




TYING DOWN YOUR OUTDOOR ADVENTURE TOYS

JUST HOW STRONG ARE OUR TIE-DOWNS?
As strong as you need.

	WEB SIZE X LENGTH	WORKING LOAD LIMIT lbs. / kgs.	TENSIONING DEVICE	HOOK	BUILT-IN SOFT LOOP	POSITIVE LOCK HOOK
1	1" x 5'	835/380	CAM	VINYL		
2	1" x 5'	835/380	RATCHET	VINYL		
3	1" x 6'	835/380	CAM	RUST PROOFED*	✓	
4	1" x 6'	835/380	CAM	RUST PROOFED*	✓	✓
5	1" x 6'	1000/455	RATCHET	RUST PROOFED*	✓	✓
6	2" x 6'	1670/757	RATCHET	RUST PROOFED*	✓	✓

* E coated

North Americans love their recreational vehicles! Motorcycles, ATVs, personal watercrafts, boats, snowmobiles, pick-up trucks, camping gear and bicycles are their adventure toys of choice, and they care about them. We've responded to this growing market by creating Steadymate™ – a complete recreational vehicle securement system that delivers legendary Kinedyne® quality.




PRODUITS POUR VENTE AU DÉTAIL • PRODUCTOS PARA VENTA AL POR MENOR

PRODUITS POUR VÉHICULES RÉCRÉATIFS • PRODUCTOS PARA VEHÍCULOS DE RECREACIÓN

ACCESSORIES


Handle Strap (2 per package)



15427
The Handle Strap is designed to fit over the handle of your vehicle and secure to either the Cinchtite 1 and 2 tie-down series.

Working Load Limit: 500 lbs. / 230 kgs.

Soft Loop (2 per package)



15471 BASKET CHOKER
The 18" Soft Loop is designed to work with any type of tie-down that you are using (specifically the Cinchtite 1 and 2).

Working Load Limit: 1,000 lbs. / 455 kgs.

Kwik Strap (2 per package)



15508 BASKET CHOKER
Similar in function to the Soft Loop this premium accessory is made with round sling material to add a "little give" over the rougher terrain.

Working Load Limit: 1,000 lbs. / 455 kgs.

Fleecemate (2 per package)



15657
Use with Cinchtite tie-downs, Handle Straps and Soft Loops to protect vehicle finish as well as to prolong the life of the strap.



WEBBING

See chart on previous page for Cinchtite comparison at a glance.

AND HARDWARE BEYOND COMPLIANT!

THERE'S A STEADYMATE CINCHTITE TIE-DOWN FOR ANY MOTORCYCLE, SNOWMOBILE, ATV OR PERSONAL WATERCRAFT

For securement point kits and fittings, please see page 88.

All Cinchtite tie-downs come 2 in a box, with full instructions – and remember, you'll need 4 tie-downs to properly secure your vehicle.



CINCHTITE® 1 WORKING LOAD LIMIT 835 lbs./380 kgs.

- Zinc plated, corrosion resistant S Hook.
- Aircraft cam buckle allows fast and efficient locking with easy-to-use press and release.
- Vinyl coated, scratch resistant S Hook.



15464 1" x 5' Tie-Down




CINCHTITE® 2 WORKING LOAD LIMIT 835 lbs./380 kgs.

- Zinc plated, corrosion resistant S Hook.
- Easy-to-use quick tightening ratchet buckle and one-hand release bar.
- Vinyl coated, scratch resistant S Hook.



15465 1" x 5' Tie-Down



CINCHTITE® 3 WORKING LOAD LIMIT 835 lbs./380 kgs.

- Aircraft cam buckle allows fast and efficient locking with easy-to-use press and release.
- Built in Soft Loop to protect your paint and chrome.
- Shock absorbing sling type material
- E coated, scratch resistant S Hook.



15466 1" x 6' Tie-Down



CINCHTITE® 4 WORKING LOAD LIMIT 835 lbs./380 kgs.

- Positive Lock Military Snap Hook, to prevent release over rough terrain.
- Aircraft cam buckle allows fast and efficient locking with easy-to-use press and release.
- Built in Soft Loop to protect your paint.
- Shock absorbing sling type material.
- E coated, scratch resistant S Hook.



15468 1" x 6' Tie-Down



CINCHTITE® 5 WORKING LOAD LIMIT 1,000 lbs./455 kgs.

- Positive Lock Military Snap Hook, to prevent release over rough terrain.
- Easy-to-use quick tightening ratchet buckle and one-hand release bar.
- Built in Soft Loop to protect your paint and chrome.
- Shock absorbing sling type material
- E coated, scratch resistant S Hook.



15469 1" x 6' Tie-Down



CINCHTITE® 6 WORKING LOAD LIMIT 1,670 lbs./757 kgs.

- Positive Lock Military Snap Hook, to prevent release over rough terrain
- Easy-to-use quick tightening ratchet buckle and one-hand release bar.
- Built in Soft Loop to protect your paint and chrome.
- E coated, scratch resistant S Hook.
- Designed with 2" webbing and engineered for the trucking industry.



15470 2" x 6' Tie-Down



PRODUITS POUR VÉHICULES RÉCRÉATIFS • PRODUCTOS PARA VEHÍCULOS DE RECREACIÓN

ACCESSORIES

NOTE: Before you secure your stern with one of Steadymate's Transom Trappers, ensure that the bow of your boat is secure on the trailer winch in the lock position by using another of Steadymate's Tie-Downs.

Boat Bow Safety Strap 15534



Ensure your boat doesn't bounce off your Bow Rollers by using this preventative Bow Strap.

Working Load Limit:
835 lbs./380 kgs.



Personal Watercraft Strap 15535

Created with flexibility in mind. Designed to easily adapt to any make or size of personal water craft for securing to your trailer.

Working Load Limit:
835 lbs./380 kgs.




Hook slides on strap for greater flexibility.



Boat Winch Strap 15622

This winch strap is made from resin-coated polyester for minimum stretch and maximum wear resistance. With a 2" Snap Hook it is a rugged strap that provides the strength and durability demanded in a boat trailer tie-down requirement.

Working Load Limit: 1,670 lbs./757 kgs



Gunwale Strap 15536/15536R

This strap was designed with the outdoorsman in mind. Easy to use and fast to install, this tie-down goes over your boat from one side of the trailer to the other.

15536 – Cam Buckle (shown)

15536R – Ratchet Buckle.

Working Load Limit:
835 lbs./380 kgs.

1" x 14' length fully extended



MARINE

Steadymate's Transom Trapper's have been designed with more than just quality and ease of use in mind.

TRANSOM TRAPPER® I

- Extra long, 3 inch wide gel coat protector prevents scratches from overcenter buckle and hook end.
- Aircraft cam buckle allows fast and efficient locking with easy to use press and release.
- Built in velcro guide ensures gel coat protector does not shift and allows storage of excess web.
- DOT Regulation Compliant, positive locking 1" zinc plated military hook end.
- DOT Regulation Compliant Tags.



15474 Working Load Limit: 835 lbs./378 kgs
Length range from 12" - 54"



TRANSOM TRAPPER® II

- Extra long, 3 inch wide gel coat protector prevents scratches from overcenter buckle and hook end.
- Overcenter buckle provides additional tension due to a toggle tightening action. This mechanism will not disengage unless manually released.
- DOT Regulation Compliant, positive locking 2" zinc plated military hook end.
- DOT Regulation Compliant Tags.

15475 Working Load Limit: 1,330 lbs./603 kgs
Length range from 18" - 60"



TRANSOM TRAPPER® III

OUR PREMIUM MARINE TIE-DOWN

- Built in velcro guide ensures gel coat protector does not shift and allows storage of excess web.
- DOT Regulation Compliant, positive locking 2" zinc plated military hook end.
- 2" zinc plated extra wide handled ratchet allows cargo type tensioning, just like the big truckers!
- Extra long 4" wide gel coat protector prevents scratches from ratchet and hook end.
- DOT Regulation Compliant positive locking 2" twisted zinc plated military hook will not come loose from the trailer while in transit.

Why Twisted?

In "Big" boat applications it evenly distributes the load over the trailer's welded "U" hooks without the strap twisting. This strap is good for both stern and freeboard applications.

- DOT Regulation Compliant Tags.

15529 Working Load Limit: 3,335 lbs./1,512 kgs
Length range from 22" - 144"



WHEEL CHOCK

80014

This heavy duty chock assembles easily in about 15 minutes...and keeps your bike supported straight up (no kick stand required) making one-person operation fast and simple.

It's perfect for scooters, mopeds, dirt bikes, sport bikes, cruisers and chopper-style motorcycles.



SNOW AND MUD ARE NO MATCH FOR OUR #1 SELLING TOW STRAP

Snowmobile/ATV Tow Strap

15543

Whether stuck in slush, deep powder or mud ensure you are prepared. This rescue strap should be part of every snowmobiler's and four wheeler's tool kit. Durable 1 inch web is 15' long and has snap hook ends so it does not come loose during use.

(Working load limit 835 lbs./380 kgs.)



Versatile soft loop designed to protect paint and chrome.

Spring loaded snap hook locks into steel "D" ring for guaranteed safety.

REMEMBER... IT'S ONLY AS STRONG AS THE WEAKEST LINK

A PREMIUM STRAP DESERVES A RELIABLE SECUREMENT POINT.

SECUREMENT POINT KIT

15526



Surface Mount E Kit

The Surface Mount E Kit can be easily installed without any routing. It is an easy bolt-on solution to creating a securement point anywhere in your trailer. Once installed, logistic straps, tie-offs and wire hook tie-downs can be used for securing. This is a great solution for two bikes or sleds sharing the same fitting in a double wide trailer.

Includes 1 Tie-Off (660001-2PK) and installation hardware.



Combined with the included tie-off, this kit is easy and convenient...

...simply snap it into place and attach any Steadymate strap.

All securement point kits and track kits come complete with full installation instructions.

PAN FITTINGS

2 PER PACKAGE

Pan fittings can be used with any of the Cinchtite series tie-down straps, or other utility straps, rope or chain. Typically pan fittings are mounted in the walls or floors of trucks or trailers.

Recessed Mount (2 per package)



32210-2PK

The Recessed Mount Pan Fitting is a seamless flush fitting that requires a router or hole saw for installation. In order to endure the North American climate they have a gold chromate finish.

Working load limit:
835 lbs./380 kgs.

Recessed Mount Heavy Duty (2 per package)




7196-2PK

These Heavy Duty Pan Fittings are zinc plated and recessed for a flush surface.

Working load limit:
1,667 lbs./756 kgs.

TRAILER SECUREMENT POINTS

TRACK KITS



Track options that are used in the airline industry to secure seats, are available for securing your recreational vehicle. Unlike the fixed point of a pan or floor fitting, Steadymate's 8" L Track Kits allow for more flexibility. Loading your motorcycle, ATV, or snowmobile on your trailer in exactly the same position each time is difficult. The track solution and Stud Fitting provides 8"-16" of front to back adjustment (see diagram below). The larger footprint makes your trailer more universal (Motorcycle in the summer, ATV in the fall).

Surface Mount L Track Kit



15522 - Aluminum

The Surface Mount L Track Kit is an easy install solution for either the floor or wall of your trailer. Comes with one 8" piece of track, Steadymate Stud Fitting (32401) and installation hardware.


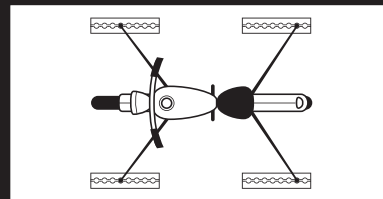
Recessed Mount L Track Kit



15523 - Aluminum

The Recessed L Track Kit is a seamless flush fit for either the floor or wall of your trailer. Comes with one 8" piece of track, Steadymate's Stud Fitting (32401) and installation hardware.

8" - 16" of flexibility.



SERIES L ALUMINUM TRACKS



15544

Same track as in the 15522 surface mount kit shown at the top of this page. Track is available in 100 inch lengths for those who want full trailer tie down capabilities. Pre-drilled and countersunk every 4 inches for easy installation.



15545

Same track as in the 15523 recessed mount kit shown at the top of this page. Pre-drilled and counter sunk every 4 inches and is available in 100 inch lengths.



15546

Angled profile of this surface mount track gives you an unobstructed floor to allow ease in the loading and unloading of your recreational vehicle. Track length is 100 inches and is pre-drilled and countersunk every 4 inches.

FE201005-50 - L Track Installation Hardware - 50 Pack

SERIES E TRACKS



15547 - Galvanized

15548 - Powder Coated

High strength 12 gauge steel. Available in 10 foot lengths.

With our popular E Track mounted in the floor or on the wall of your trailer, you will have the flexibility to add more tie down points and peace of mind when securing your cargo.

ACCESSORIES AND FITTINGS



32401-2PK

Steadymate's Stud Fitting (L Series)

90° Horizontal Pull WLL: 1,000 lbs./455 kgs.



32507-2PK

Heavy Duty Triple Stud Fitting with Pear Ring (L Series)

90° Horizontal Pull Angle WLL: 1,667 lbs./760 kgs.



FE8301-1-2PK

Series E or A Fitting with 2" D-ring

WLL: 2,000 lbs./910 kgs.



FE8264-1-2PK

Series E or A Fitting with 1" D-ring

WLL: 2,000 lbs./910 kgs.



80023-2PK

E-Key Fitting for Decking Beam Keyhole Slot

WLL: 335 lbs./151 kgs.



660001-2PK

Tie-Off 2" Web 6" Length

WLL: 1,000 lbs./455 kgs.



8663-4PK

Recessed L Track End Cap



8730-4PK

End Cap E/A Track



FE200751-1PK

Filler Strip for L Track. Available in 25' rolls.

WARNING: Only trained, knowledgeable personnel should use tie down straps. It is operator's responsibility to use appropriate type and number of straps for the load being secured. Webbing straps must be protected when used on rough or sharp objects. Straps that are cut, worn or damaged shall not be used and shall be replaced immediately. All strap assemblies shall be inspected prior to each use. The use of "Cheater bars" or other means of increasing leverage on a ratchet buckle handle or winch, other than a Kinedyne approved device, can cause serious injury to the user and/or bystander. Webbing straps are rated for use in temperature range from +194 degrees F (+90°C) to -40 degrees F (-40°C). Straps should be stored out of direct sun and away from damaging chemicals when not in use. Ensure load is stable before tightening or releasing tension in a strap assembly.



15531 Four Pack of Utility Straps Ratchet Buckle with 12' Web

Econopack designed to give you 4 utility straps in one package. These light duty 1" ratchet tensioning straps are ideal for securing loads, bicycles, boxes or any other item that you want to ensure doesn't move.



Straps come complete with vinyl coated S Hooks.

Set includes 4 pcs. of #15531-1 Utility Strap Assembly x 12 feet with 1" web and Ratchet Buckle.

Working Load Limit: 500 lbs./230 kgs.



15532 Four Pack of Utility Straps Cam Buckle with 6' Web

Econopack designed to give you 4 utility straps in one package. These light duty 1" cam tensioning straps are ideal for securing loads, bicycles, boxes or any other item that you want to ensure doesn't move.




Straps come complete with vinyl coated S Hooks.

Set includes 4 pcs. of #15532-1 Utility Strap Assembly x 6 feet with 1" web and Cam Buckle.

Working Load Limit: 400 lbs./185 kgs.

ENHANCE YOUR SECUREMENT WITH THESE HANDY STEADYMATE PRODUCTS

WARNING: Tree Saver is not to be used for lifting or towing.



Vinyl Ratchet Cover 9064-1PK

The Vinyl Ratchet Cover is designed to prevent abrasion and scratching caused by the metal edges of a ratchet's vibration while in transit. It is made from durable black vinyl, and is held in place around 1" or 2" ratchets with velcro edging.

Strap Bag 80017

Most utility trailers offer little to no storage. The Strap Bag, designed for E Track and E Kits, can be used for all your accessories and Tie-Down straps. Bag size 14" high x 24" wide

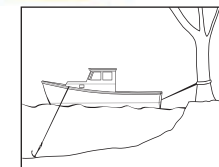



Tree Saver 15461

The 6' Tree Saver was developed to ensure you protect Mother Nature from damage caused by cable and chain and to keep tree sap from your expensive Rope or Tie-Down.

Webbing Size: 6' long, 4" wide

Working Load Limit: Basket: 11,000 lbs./5000 kgs. Choker: 5,280 lbs./2395 kgs.



NUMERICAL INDEX

Part No.	Page	Part No.	Page	Part No.	Page	Part No.	Page	Part No.	Page
10002	50	101-13375	43	15410PK	99	1816-1	59	30118A	73
10003	50	101-14250	44	15411PK	99	1816-1C	59	30118E	73
10004	50	101-14312	44	15412PK	99	1816-2	59	30118G	73
1000E	70	101-14375	44	15413PK	99	1816-2C	59	30118L	73
10022	71	101-14500	44	15427	104	1816-3	59	30122A	73
10023	39	101-15312	44	15455-101KIT	98	1818-1	59	30202F	72
10025	39	101-15375	44	15455PK	98	1818-2	59	30202P	72
10025-141	39	101-16312	44	15456PK	98	1818-2C	59	3054G	72
10025GH	43	101-16375	44	15457PK	98	1818-3	59	3084F	72
1003	81	101-17312	43	15458PK	98	1820	28	31000	74
10032	32	101-17375	43	15461	111	1820P2	28	31003	74
10033	32	10120	47	15464	105	1820S	27	31100	77
10034	39	10121	61	15465	105	1831	86	31104	76
10034-092	39	10121-1	61	15466	105	1840	63	31210	76
10034-16BRL	40	10122	62	15468	105	1845	64	31410	80
10034-16BX	40	10123	61	15469	105	1846-102	58	31417	80
10034-20BRL	40	10123-1	61	15470	105	1846-102XL	58	32210	87
10034-20BX	40	10125-31	62	15471	106	1846-96	58	32210-2PK	109
10034-25BRL	40	10134	62	15472	102	1863	46	322721	24
10034-25BX	40	10146	61	15474	107	1865	46	322740	24
10034GH	43	1015	78	15475	107	1866	57	323021	24
10035	42	10157	61	15495	47	1866-2	57	323025	24
10035MD	42	10159-27	61	15496	47	1866-8	57	323040	24
10035HD	42	10159-37	61	15500	44	1880	30	323084	24
10035T	42	1016	84	15501	44	2005	55	32326	88
10035XHD	42	1020	29	15502	44	2005A	55	32334	88
10036	41	10203B	29	15505	44	2005S	55	32336	88
10036MD	41	1020C	29	15506	44	2010B	72	32340	88
10036HD	41	1020LP	29	15507	44	2010SBP	72	32343	88
10036XHD	41	1020S	29	15508	104	2019	53	32367	88
10037	47	10205G	29	15522	110	2019-060	53	32401	86
10038	39	1020ZP	29	15523	110	2025	54	32401-2PK	110
10038-060	39	1020SZP	29	15526	108	2025-060	54	32505	86
10038-16BRL	40	1021	78	15529	107	2054G	72	32507	86
10038-16BX	40	1023	84	15531	102, 111	2055-084D	70	32507-2PK	110
10038-20BRL	40	1025	84	15531-1BX	102	2055CAP	71	32620	86
10038-20BX	40	1026	84	15532	111	2056-084D	70	33115	88
10038-25BRL	40	1027	84	15533	100	2056CAP	71	33116	88
10038-25BX	40	10421	50	15534	106	2072CAP	69	33206	82
10038GH	43	10423	50	15535	106	2072-084	69	33207	82
10039	42	10427-32	65	15536	106	2080F	72	33209	83
1004	81	10427-45	65	15536R	106	2084F	72	33210	83
10046	41	1044	78	15543	108	2200	47	34025-14	83
10047	42	1101	79	15544	110	2210NR	46	34025-3	83
10048-2	41	1102	79	15545	110	2210EPDM	46	34025-30	83
10049	41	1103	79	15546	110	2215NR	46	34025-40	83
1005	81	1104	79	15547	110	2215EPDM	46	34031-10	81
10050	39	1105	89	15548	110	2221NR	46	34031-12	82
10050-16BRL	39	12004	30	15602	33	2221EPDM	46	34031-17	82
10050-20BRL	39	12004BM	29	15622	106	222520	37	34031-18	81
10050GH	43	12004SP	29	15653G024	100	222539	37	34031-8	81
10052	62	12016	30	15653G024-SL1	100	222584	37	34035-6	89
10053	62	12012	80	15653G036	100	222720	24	34038-3	78
1006	82	1207	79	15653G036-SL1	100	222820	37	34038-4	78
10062	63	1209	80	15653G044-SL1	100	222839	37	34109-5	89
1007	82	1211	80	15657	104	222884	37	34109-6	89
10081	62	1212	80	15661-1	101	223020	24	360506	49
10085	62	1212SS	80	15664	101	223039	24	360506SP	49
10085XL	62	13002	29	15665	101	223060	24	3606	28
10088	62	13008	29	15668	100	223084	24	3606-12	28
10091	32	14001	30	15793-101KIT	98	2231NR	46	3606FHR	28
10092	32	14001NP	30	15794-101KIT	98	2231EPDM	46	3607	28
10094	32	14006	30	15793PK	98	2241NR	46	3608	29
10096	63	14006NP	30	15794PK	98	2241EPDM	46	3608FHR	29
10109	47	14011G	28, 30	15795PK	98	24Q9934	37	363021	26
1010P	72	14011NP	28, 30	15796PK	98	262520	37	363040	26
101-10250	43	1512	64	15800-101KIT	98	262539	37	37022	46
101-10312	43	1518	64	15800PK	98	262584	37	37024	46
101-10375	43	1524	64	15801PK	98	262723	26	37025	45
101-10500	43	15360	100	15802PK	98	262820	37	37026	45
101-11500	43	15400-101KIT	99	15803PK	98	262839	37	37028	45
101-11625	43	15400PK	99	15826	64	262884	37	3703	89
101-12250	43	15401PK	99	1703	83	263023	26	37030	32
101-12312	43	15402PK	99	1802E	72	2630D4	26	37031	32
101-12375	43	15403PK	99	1802G	72	2820	28	37033	32
101-12437	43	15407	49	1802F	72	29V9920	37	3704	85
101-12500	43	15407-1	49	1805	55	29V9939	37	3705-2	85
101-12625	43	15407-2	49	1806	55	30100G	73	3705-3	85
101-12750	43	15407-11	49	1814	60	30105A	73	37D1218	51
101-13312	43	15410-101KIT	99	1815	60	30105G	73	37D1618	51

NUMERICAL INDEX

Part No.	Page	Part No.	Page	Part No.	Page	Part No.	Page	Part No.	Page
37D2018	51	519960	37	652001	52	806	75	FE101P-012	46
3820	28	519984	37	652002	52	808	75	FE103P	73
3820SDSPC	28	532720	34	652003	52	809	74	FE129A	73
3820SDSPCG	28	533020	34	652004	52	810	74	FE129E	73
3820SPC	28	533039	34	652035	52	811	75	FE129G	73
3820SPCG	28	533060	34	660001	64	815	75	FE165F	72
4050G	72	539920	37	660001-2PK 64, 109, 110	64	81D1218	51	FE174G	72
4080E	72	539939	37	660002	64	81D1618	51	FE200744	84
4080F	72	539960	37	660003	64	81D2018	51	FE200751-1PK	110
4080Y	72	552721	35	660015	64	8656	52	FE201005-50	110
4084F	72	552740	35	660018	64	8663	56	FE702-01	54
40T2521	37	553021	35	710681	49	8663-4PK	110	FE702-01-060	54
40T2540	37	553036	35	710987PK	38	8669	79	FE7053-1	58
40T2550	37	553040	35	711281/45PK	38	8670	79	FE725-01	54
40T2821	37	559921	37	711281PK	38	8670V	79	FE7495-1	59
40T2840	37	559940	37	711386PK	38	8670Z	79	FE7495-1C	59
40T2850	37	559950	37	711587PK	38	8694-30	70	FE7495-3	59
40U2521	37	562723	37	711681/45PK	38	8694-31	70	FE7495-3C	59
40U2536	37	5627D5	37	711681PK	38	8730	54	FE7495-3C	59
40U2821	37	5627D4	37	712081/45PK	38	8730-4PK	110	FE750-01-PD4	55
40U2836	37	563023	37	712081PK	38	9003	82	FE751-01-PD4	56
422710	24	5630D5	37	7190	87	9004	98, 99	FE752-01-PD4	56
422721	24	563060	37	7196	87	9026	89	FE7630-7	74
422740	24	5630D4	37	7196-2PK	109	903	77	FE7700-1	75
423000	24	569920	37	750681	49	905	78	FE7900-1	80
423010	24	569939	37	750687PK	38	9064-1PK	111	FE7936-1	84
423021	24	569984	37	751587PK	38	9075-102	68	FE7955-8HD	58
423030	24	572720	35	760987PK	38	9075-102HD	68	FE8000-1	57
423040	24	572720PAK	33	761587PK	38	9075-102WV1	68	FE8000-12	57
423510	24	573020	35	77F9920	37	9075-96	68	FE8000-12XL	57
423521	24	573020PAK	33	77F9939	37	9085-20	68	FE8001-2	64
424010	24	579920	37	77F9960	37	909	76	FE8028-1	79
424021	24	5820	28	77F9984	37	910	76	FE8050-5	57
425010	24	5820G	28	77Q9934	37	9100-96C	70	FE8050-6	57
425021	24	5820SD	28	77T9921	37	9100-102C	70	FE8055-1	76
43001	53	5820SDG	28	77T9940	37	9100-102CWF1	70	FE8055-1	76
43002	53	5820ZP	28	77U9950	37	9121	47	FE8066-1	57
43002-060	53	582723	37	77U9921	37	9122	47	FE8066-3	57
43003	54	583023	37	77U9936	37	9123	47	FE8066-3XL	57
43004	54	589920	37	77V9920	37	9124	47	FE8066 067-078	57
43009-2	64	592721	35	77V9939	37	9125	48	FE8090-2-1	65
43010	76	592736	35	7820	28	9126	47	FE8090-4-1	65
43020-1									

KINEDYNE LOCATIONS

United States

Corporate Headquarters
Kinedyne LLC
3040 US Highway 22 West, Suite 150
Branchburg, NJ 08876-3594
Phone: (908) 231-1800
Fax: (908) 231-1379
Web Site: www.kinedyne.com

Kinedyne LLC
1104 Washington Ferry Road
Prattville, AL 36067-4849

Kinedyne LLC
640 Maestro Drive, Suite 102
Reno, NV 89511-2207

Canada

Kinedyne Canada Limited
10 Maybrook Drive
Toronto, Ontario M1V 4B6
Phone: (416) 291-7168
Fax: (416) 291-0814
Web Site: www.kinedyne.com

Mexico

Sistemas Kinedyne, S.A. de C.V.
Calzada de Las Armas, No. 130-A
Col. Industrial Las Armas
Tlalnepantla, Edo. de Mexico 54080
Phone: 011-5255-5318-4844
E-mail: Sistemas@kinedyne.com.mx
Web Site: www.kinedyne.com.mx

Sistemas Kinedyne, S.A. de C.V.
Privada Lopez Mateos
111 Col. La Grange
San Nicolás de los Garza C.P. 66490
Phone 011-52-81-8331-4784

China

Nantong Kinedyne Limited
26-1 South Tongshen Road
Nantong, Jiangsu, P.R.C. 226017
Phone: 011-86-513-8599-6100
Fax: 011-86-513-8599-6533

KINEDYNE CUSTOMER SERVICE

United States

Kinedyne LLC
1104 Washington Ferry Road
Prattville, AL 36067-4849
Phone Toll Free: (800) 848-6057
Fax Toll Free: (888) 810-9006
E-mail: customerservice@kinedyne.com
Web Site: www.kinedyne.com

Canada

Kinedyne Canada Limited
10 Maybrook Drive
Toronto, Ontario M1V 4B6
Phone Toll Free: (800) 268-3530
Fax Toll Free: (800) 663-7318
E-mail: orderdesk@kinedyne.com
Web Site: www.kinedyne.com

International

International Sales Department
Kinedyne LLC
1104 Washington Ferry Road
Prattville, AL 36067-4849
Phone: (785) 841-4000 Ext. 305
Fax: (785) 841-3668
E-mail: IntlSales@kinedyne.com
Web Site: www.kinedyne.com

Assistance is available in English, French and Spanish.
L'aide est disponible en anglais, français et espagnol.
La ayuda está disponible en Inglés, francés y español.

KINEDYNE GLOBAL SALES NETWORK

Japan

Exclusive Distributor
TDS Corporation
11F JPR Yokohama Nihon-Odori Building
17 Nihon Odori Nakaku
Yokohama 231-0021 Japan
Phone: +81 45 664-4888
E-Mail: sales@tdscorp.co.jp
Web Site: www.tdscorp.co.jp

United Kingdom

Sales Agent
Cargo Securing Solutions Limited
1st Floor, No. 1 Waterton Park
Bridgend CF31 3PH
Mid Glamorgan UK
Phone: +44 (0) 1656 644 490
E-mail: mike@cargosecuringsolutions.co.uk
Web Site: www.kinedyne.co.uk

GENERAL INFORMATION

Specifications: All specifications shown in this catalog are subject to change without notice. All drawing dimensions are shown in inches [and millimeters] and are for reference only.

Special Services: **Engineering Services**
Kinedyne conducts a full-scale, on-going program of research and development of new products for the cargo control industry. This effort is supported by an experienced engineering staff which has produced many innovations in the industry. Our staff, working with our Sales and Customer Service Representatives, is available to solve all customer cargo control challenges. Our staff includes a Sales Engineer, available to travel to customer locations and evaluate their application challenges on site. All drawings shown in this catalog are for reference only. A copy of this catalog is available for download in Adobe Acrobat format on the Kinedyne web site. Detailed CAD drawings are available by request from Kinedyne Engineering staff. Contact our Customer Service team or your local Account Executive for all technical requirements.

Pricing: This catalog does not contain any pricing information. To obtain price sheets, shipping policy and terms of sale, contact your authorized Kinedyne Distributor or Kinedyne Customer Service for all pricing requests.

Special Offers: Products in this catalog do not represent everything Kinedyne has to offer. Many different customizations and product variations (special colors, different types of webbing, special applications, variations of steel products, etc.) can be quoted based on project requirements. Lead times will vary based on the complexity of the request.

Additional information available on Kinedyne products includes:

- Inspection, Operating Practices and Care of Kinedyne Synthetic Web Cargo Securement Tie-downs.
- Buckle/Web Threading Guide
- Cam Buckle Operating Instructions
- Ratchet Buckle Operating Instructions
- Winch Care and Operation
- Ratchet Chain Binder Instructions and Warning
- Lever Chain Binder Instructions and Warning
- Kaptive Beam Installation Instructions
- Winch Track Installation Instructions

Proprietary Information

All trademarks and patents identified in this catalog are the intellectual property of Kinedyne LLC and are based on applications filed in the United States; Canada; Mexico; China; Argentina; Brazil; Chile; India; Australia; the European Union; Switzerland; Japan; Korea; and the Russian Federation.

CINCH-TITE® • KAPTIVE BEAM® • KINEDYNE® • SAF-T-BAR II®

STEADYMATE® • STRAPPAK® • TITAN® • TRANSOM TRAPPER®

“K KINEDYNE STEADYMATE CINCHTITE®” • “THE CARGO CONTROL PEOPLE™”



THE E-HOOK® is a registered trademark of the Marbro Group LLC

WARRANTY STATEMENTS

LIMITED WARRANTY

Kinedyne products are warranted for a period of six (6) months from date of shipment to be free from defects in material or workmanship. Any products found to be defective in material or workmanship within the warranty period will be repaired or replaced. This warranty does not extend to any product which has been subjected to misuse, abuse, accident, negligence, exposure to the elements or chemicals, alteration or unauthorized repair. Upon notification that a product has been found to be defective, an authorized return number must be issued by Kinedyne prior to return of product. Kinedyne will issue a Return Authorization and confirm the location the product should be returned to via Prepaid freight.

THIS LIMITED WARRANTY IS IN LIEU OF ALL OTHER WARRANTIES EXPRESSED OR IMPLIED, INCLUDING BUT NOT LIMITED TO ANY IMPLIED WARRANTY OR MERCHANTABILITY OR FITNESS FOR ANY PARTICULAR PURPOSE. IN NO EVENT WILL THE COMPANY BE LIABLE FOR SPECIAL, INDIRECT OR CONSEQUENTIAL DAMAGES OR LOSS OF VEHICLE, CARGO OR PROFITS.

NOTE: The following warranties are limited to the specific products noted and supersede our standard Limited Warranty for the noted products.

KINEDYNE WINCH WARRANTY

All Kinedyne Winches are warranted for a period of three (3) years from date of shipment to be free from defects in material and workmanship.

THIS WARRANTY IS LIMITED TO PROPER FUNCTIONALITY DURING NORMAL OPERATION AND DOES NOT EXTEND TO ANY PRODUCT WHICH HAS BEEN SUBJECTED TO MISUSE, ABUSE, ACCIDENT, NEGLIGENCE, EXPOSURE TO THE ELEMENTS OR CHEMICALS, ALTERATION OR UNAUTHORIZED REPAIR. DUE TO VARYING ENVIRONMENTAL CONDITIONS AND APPLICATIONS, IT IS NOT UNUSUAL TO EXPERIENCE VARYING DEGREES OF RUSTING OR WEAR DURING THE WARRANTY PERIOD.

K2 KAPTIVE BEAM SYSTEMS WARRANTY

All Kinedyne K2 Kaptive Beam Systems and Components are warranted for a period of five (5) years from date of shipment to be free from defects in material and workmanship.

THIS WARRANTY IS LIMITED TO PROPER FUNCTIONALITY DURING NORMAL OPERATION AND DOES NOT EXTEND TO ANY PRODUCT WHICH HAS BEEN SUBJECTED TO MISUSE, ABUSE, ACCIDENT, NEGLIGENCE, EXPOSURE TO THE ELEMENTS OR CHEMICALS, ALTERATION OR UNAUTHORIZED REPAIR.

GARANTIE LIMITÉE

Les produits Kinedyne sont garantis pour une période de six (6) mois suivant la date d'expédition, contre tout défaut de matériau ou main-d'œuvre. Tout produit comportant un défaut de matériau ou de fabrication durant la période de garantie sera réparé ou remplacé. Toute mauvaise utilisation, abus, accident, négligence, exposition aux éléments ou produits chimiques, altération ou réparation non-autorisée annule la présente garantie. Sur réception d'un avis indiquant qu'un produit est défectueux, un numéro de retour autorisé doit être émis par Kinedyne avant de retourner le produit. Kinedyne émettra un numéro d'Autorisation de Retour et indiquera à quel endroit le produit doit être retourné par envoi prépayé.

CETTE GARANTIE LIMITÉE REMPLACE TOUTE AUTRE GARANTIE EXPLICITE OU IMPLICITE, INCLUANT ET SANS TOUTEFOIS S'Y LIMITER TOUTE GARANTIE OU QUALITÉ MARCHANDE OU CONDITION POUR TOUTE USAGE PRATIQUE. EN AUCUN CAS LA COMPAGNIE SERA TENUE RESPONSABLE POUR TOUT DOMMAGE SPÉCIAL, INDIRECT OU CONSÉCUTIF OU TOUTE PERTE DE VÉHICULE, CHARGEMENT OU PROFITS.

NOTE : Les garanties suivantes sont limitées aux produits spécifiques mentionnés et remplacent notre Garantie Limitée pour lesdits produits.

GARANTIE POUR TREUIL À MANDRIN COULÉ

Tous les Treuils à Mandrin Coulé de Kinedyne sont garantis contre tout défaut de matériau ou fabrication pour une période de trois (3) ans à compter de la date d'expédition.

CETTE GARANTIE EST LIMITÉE À LA FONCTIONNALITÉ ADÉQUATE LORS D'OPÉRATIONS NORMALES, ET NE S'APPLIQUE PAS AUX PRODUITS AYANT FAIT L'OBJET DE MAUVAISE UTILISATION, ABUS, ACCIDENT, NÉGLIGENCE, EXPOSITION AUX ÉLÉMENTS OU PRODUITS CHIMIQUES, ALTÉRATION OU RÉPARATION NON-AUTORISÉE. EN RAISON DES CONDITIONS ENVIRONNEMENTALES ET APPLICATIONS VARIÉES, IL N'EST PAS ANORMAL DE CONSTATER DIVERS DEGRÉS DE CORROSION OU USURE DURANT LA PÉRIODE DE GARANTIE.

GARANTIE POUR LES SYSTÈMES K2 KAPTIVE BEAM

Tous les systèmes K2 Kaptive Beam de Kinedyne et leurs composantes sont garantis contre tout défaut de matériau ou fabrication pour une période de cinq (5) ans à compter de la date d'expédition.

CETTE GARANTIE EST LIMITÉE À LA FONCTIONNALITÉ ADÉQUATE LORS D'OPÉRATIONS NORMALES, ET NE S'APPLIQUE PAS AUX PRODUITS AYANT FAIT L'OBJET DE MAUVAISE UTILISATION, ABUS, ACCIDENT, NÉGLIGENCE, EXPOSITION AUX ÉLÉMENTS OU PRODUITS CHIMIQUES, ALTÉRATION OU RÉPARATION NON-AUTORISÉE.

GARANTÍA LIMITADA

Los productos de Kinedyne tienen una garantía de seis (6) meses, a partir de la fecha de su despacho, para estar libre de defectos materiales o de fabricación. Cualquier producto que se reporte como defectuoso dentro de este período de garantía, será reparado o reemplazado por uno nuevo. El mal uso, abuso, accidente, la negligencia, exposición a elementos o productos químicos, alteración o reparación sin autorización anula la presente garantía. Luego de recibir notificación de la detección de un producto defectuoso, Kinedyne deberá emitir un número autorizado para su devolución. Kinedyne, emitirá una autorización para la devolución y confirmará la ubicación para que pueda ser enviado de vuelta el producto defectuoso, por medio de un flete pre-pagado.

ESTA GARANTÍA LIMITADA ACTÚA EN REPRESENTACIÓN DEL RESTO DE GARANTÍAS EXPRESADAS O IMPLICADAS, INCLUYENDO SIN LIMITARSE, A CUALQUIER GARANTÍA IMPLICADA, CALIDAD COMERCIAL O CONDICIÓN PARA CUALQUIER PROPÓSITO. EN NINGUN CASO LA COMPAÑÍA NO SERÁ CONSIDERADA RESPONSABLE POR DAÑOS ESPECIALES, INDIRECTOS O CONSECUCIONALES, O PÉRDIDAS DE VEHÍCULOS, CARGA O GANANCIAS.

NOTA: Las siguientes garantías se limitan a los productos específicos mencionados y reemplazan nuestra Garantía Limitada Standard, para los productos a los cuales se aplican.

GARANTÍA DEL MALACATE CON MANDRIL FUNDIDO

Todos los malacates con mandril fundido de Kinedyne tienen una garantía de tres (3) años por todo defecto material o de fabricación a partir de la fecha de su despacho.

ESTA GARANTÍA SE LIMITA A SU FUNCIONALIDAD ADECUADA DURANTE SU OPERACIÓN USUAL, Y NO SE EXTIENDE A NINGÚN PRODUCTO QUE HAYA SIDO SUJETO A MAL USO, ABUSO, ACCIDENTE, NEGLIGENCIA, EXPOSICIÓN A ELEMENTOS O PRODUCTOS QUÍMICOS, ALTERACIÓN O REPARACIÓN SIN AUTORIZACIÓN. DEBIDO A LA VARIACIÓN DE LAS CONDICIONES AMBIENTALES Y APLICACIONES, PUEDE SER USUAL EXPERIMENTAR VARIOS GRADOS DE OXIDACIÓN O DESGASTE DURANTE EL PERÍODO QUE CUBRE LA GARANTÍA.

GARANTÍA DEL SISTEMA CAPTIVO K2

Todos los Sistemas Captivos K2 de Kinedyne y sus componentes, tienen una garantía de cinco (5) años por todo defecto material o de fabricación a partir de la fecha de su despacho.

ESTA GARANTÍA SE LIMITA A SU FUNCIONALIDAD ADECUADA DURANTE SU OPERACIÓN USUAL, Y NO SE EXTIENDE A NINGÚN PRODUCTO QUE HAYA SIDO SUJETO A MAL USO, ABUSO, ACCIDENTE, NEGLIGENCIA, EXPOSICIÓN A ELEMENTOS O PRODUCTOS QUÍMICOS, ALTERACIÓN O REPARACIÓN SIN AUTORIZACIÓN.

INDUSTRY STANDARDS REFERENCE

For information on federal, state, provincial and local industry standards, please contact the following agencies or reference the specific regulatory standards. Please note this is not intended to be an all inclusive list.

- U.S. Department of Transportation Federal Highway Administration (FHWA),
- Federal Motor Carrier Safety Regulations FMCSRs 0,
- Title 49 of the Code of Federal Regulations (CFR): Sections 392.9,
- Safe Loading; Part 393, Subpart 1 Protection Against Shifting or Falling Cargo

Copies may be purchased from the U.S. Government Printing Office, (202) 512-1800. For specific questions, you may contact:

United States

Federal Highway Administration
400 Seventh Street, SW,
Washington, D.C., 20590
Phone: (202) 366-4009
Fax: (202) 366-8842
Web Site: www.fhwa.dot.gov

Federal Motor Carrier Safety
Administration
400 7th Street SW
Washington, DC 20590
Phone: (800) 832-5660
Web Site: www.fmcsa.dot.gov

Canada

The Ministry of Transportation
Contact offices in each Province
Web Site: www.mto.gov.on.ca

Mexico

Instituto Mexicano del
Transporte
Centro DIIT-OCDE Mexico
Apartado Postal 1098
76000 Queretaro, QRO
Phone: (442) 216-9777
Fax: (442) 216-9671
Web Site: www.imt.mx

INDUSTRY TRADE GROUPS

Heavy Duty

American Trucking Association
ATA Headquarters
950 North Glebe Road, Suite 210
Arlington, VA 22203-4181
Phone: (703) 838-1700
Web Site: www.truckline.com

HDA Truck Pride
608 Lambert Pointe Drive, Bldg C
Hazelwood, MO 63042
Phone: (314) 291-3345
Web Site: www.hdatruckpride.com

National Trailer Dealers Association
9864 E. Grand River Avenue, Suite 110, Box #290
Brighton, MI 48116
Phone: (800) 800-4552
Fax: (810) 229-5961
Web Site: www.ntda.org

Truck Trailer Manufacturers Association
1020 Princes Street
Alexandria, VA 22314-2247
Phone: (703) 549-3010
Fax: (703) 549-3014
Web Site: www.ttmanet.org

VIPAR Heavy Duty, Inc.
760 McArdle Dr., Suite D
Crystal Lake, IL 60014
Phone: (815) 788-1700
Web Site: www.vipar.com

Web Sling & Tie Down Association
9 Newport Drive, Suite 200
Forest Hill, MD 21050
Phone: (443) 640-1070
Fax: (443) 640-1031
Web Site: www.wstda.com

Light Duty & Medium Duty

National Association of Trailer Manufacturers
1320 SW Topeka Blvd.
Topeka, KS 66612-1817
Phone: (785) 272-4433
Fax: (785) 272-4455
Web Site: www.natm.com

North American Trailer Dealers Association
5901 Sun Boulevard, Suite 100A
St. Petersburg, FL 33715
Phone: (727) 360-0404
Fax: (727) 231-8356
Web Site: www.natda.org

Blank writing area for page 118.


Blank writing area for page 119.

www.kinedyne.com

CIRCA
1996



KINEDYNE[®]
The Cargo Control *People!*[™]



CIRCA
2007

WOMEN[™]
OWNED

For more information please contact our Customer Service Team:
United States: 1.800.848.6057 customerservice@kinedyne.com
Canada: 1.800.268.3530 orderdesk@kinedyne.com
Mexico (Sistemas Kinedyne): 011.5255.53184844 sistemas@kinedyne.com.mx